水務署
Water Supplies Department

Contract No. 13/WSD/17

Design, Build and Operate First Stage of Tseung Kwan O Desalination Plant

Operation Phase Monthly EM&A Report No.26 (Period from 1 August to 31 August 2026)

Document No.

Aurecon	/	P525597	/	OPMEMAR22	/	1
Publisher		Project Code		Sequential No.		Revision Index

	Certified by:
Name	Toby WAN
Position	Environmental Team Leader
Signature	
Date:	16 September 2026

Aurecon Hong Kong Limited
Unit 1608, 16/F, Tower B Manulife Financial Centre,
223 – 231 Wai Yip Street, Kwun Tong , Hong Kong
tel +852 3664 6888
http www.aurecongroup.com

REVISION HISTORY

REV.	DESCRIPTION OF MODIFICATION	DATE
0.	1st Issue	14/9/2026
1.	2nd Issue	16/9/2026

The copyright of this document is owned by Aurecon Hong Kong Limited. It may not be reproduced except with prior written approval from the Company.

CONTENTS

Executive Summary 1

1. Basic Contract Information 3
2. Water Quality 8
3. Waste 12
4. Landfill Gas Monitoring 13
5. Landscape 16
6. Ecology (Coral Monitoring) 17
7. Ecology (Fishery Monitoring) 19
8. Summary of Exceedance, Complaints, Notification of Summons and Prosecutions 20
9. EM&A Site Inspection 23
10. Future Key Issues 24
11. Conclusions and Recommendations 25

Appendix A	Overview of Desalination Plant in Tseung Kwan O
Appendix B	Summary of Implementation Status of Environmental Mitigation
Appendix C	Impact Monitoring Schedule
Appendix D	Event/Action Plan
Appendix E	Waste Flow Table
Appendix F	Site Inspection Proforma
Appendix G	Complaint Log
Appendix H	Landfill Gas Monitoring Results
Appendix I	Calibration Certification for Landfill Gas Meter
Appendix J	Coral Monitoring Survey Report

The copyright of this document is owned by Aurecon Hong Kong Limited. It may not be reproduced except with prior written approval from the Company.

EXECUTIVE SUMMARY

INTRODUCTION

A1. The Project, Design, Build and Operate First Stage of Tseung Kwan O Desalination Plant (TKODP), is a Designated Project under the Environmental Impact Assessment Ordinance (Cap. 499) (EIAO) and is currently governed by a Further Environmental Permit (EP No. FEP – 01/503/2015/B) for the operation phase of the Contract.

A2. In accordance with the Environmental Monitoring and Audit (EM&A) Manual for the Contract, EM&A works for marine water quality, waste management and ecology should be carried out by Environmental Team (ET), Aurecon Hong Kong Limited (Aurecon), during the Tseung Kwan O Desalination Plant.

A3. The TKODP commenced the operation stage on 1 July 2024. This is the 26th Operation Phase Monthly EM&A Report, prepared by Aurecon, for the Contract summarizing the monitoring results and audit findings of the EM&A programme at and around Tseung Kwan O Area 137 (TKO 137) during operation of Tseung Kwan O Desalination Plant in August 2026.

A4. The EM&A programme for this contract has covered environmental monitoring on water quality and Contractor's environmental performance auditing in the aspects of dust, landfill gas, water quality, waste management, Landscape and Visual and Ecology.

SUMMARY OF EXCEEDANCE & INVESTIGATION & FOLLOW-UP

WATER QUALITY MONITORING

A5. The first-year operation phase marine water quality monitoring was completed on 30 June 2025. No marine water quality monitoring was conducted during the reporting period.

A6. According to the approved proposal to change the operation phase EM&A programme for the 2nd to 10th year, continuous monitoring of effluent quality was discontinued and replaced with effluent water monitoring in compliance with discharge license requirements starting from 15 August 2025.

ECOLOGY IMPACT MONITORING

A7. According to the approved proposal to change the operation phase EM&A programme for the 2nd to 10th year, coral monitoring will be conducted on a quarterly basis starting from August 2025.

A8. Coral monitoring was carried out on 28 August 2026. No AL/LL exceedance was recorded during the reporting period.

A9. Operation phase fishery monitoring for wet season 2026 was scheduled on 19 and 26 September 2026.

The copyright of this document is owned by Aurecon Hong Kong Limited. It may not be reproduced except with prior written approval from the Company.

LANDFILL GAS MONITORING

A10. According to the approved proposal to change the operation phase EM&A programme for the 2nd to 10th year, landfill gas monitoring will be conducted on a six-month basis starting from August 2025.

A11. Landfill gas monitoring was conducted during the reporting period. No AL/LL exceedance was recorded during the reporting period.

WEEKLY SITE INSPECTIONS

A12. In this reporting period, bi-weekly site inspections were carried out by ET on 6 and 21 August 2026 to audit the mitigation measures implementation status.

A13. According to the approved proposal to change the operation phase EM&A programme for the 2nd to 10th year, site inspection will be conducted on a bi-weekly basis starting from 15 August 2025.

COMPLAINT HANDLING AND PROSECUTION

A14. No environmental complaints, notification of summons and prosecution were received in the reporting period.

REPORTING CHANGE

A15. The works of TKODP were substantially completed on 30 June 2024 and the plant commenced the operation phase on 1 July 2024. A Justification of Termination of the EM&A Programme for the Construction Phase was resubmitted to the EPD on 11 August 2025 and approved by the EPD on 15 August 2025.

A16. A proposal to change the operation phase EM&A programme was submitted to the EPD on 11 August 2025 and approved by the EPD on 15 August 2025.

A17. A proposal to update the 3rd to 10th-year operational EM&A programme for TKODP Stage 1 was resubmitted to the EPD on 8 September 2026 and is currently awaiting approval.

The copyright of this document is owned by Aurecon Hong Kong Limited. It may not be reproduced except with prior written approval from the Company.

1. BASIC CONTRACT INFORMATION

BACKGROUND

1.1. The Acciona Agua, S.A. Trading, Jardine Engineering Corporation, Limited and China State Construction Engineering (Hong Kong) Limited as AJC Joint Venture (AJCJV) is contracted to carry out the Design, Build and Operate First Stage of Tseung Kwan O Desalination Plant (TKODP) under Contract No. 13/WSD/17 (the Contract).

1.2. Aurecon Hong Kong Limited (Aurecon) is commissioned by AJCJV to undertake the Environmental Team (ET) services as required and/or implied, both explicitly and implicitly, in the Environmental Permit (EP), Environmental Impact Assessment Report (EIA Report) (Register No. AEIAR-192/2015) and Environmental Monitoring and Audit Manual (EM&A Manual) for the Contract; and to carry out the Environmental Monitoring and Audit (EM&A) programme in fulfillment of the EIA Report's EM&A requirements and Contract No. 13/WSD/17 Specification requirements.

1.3. Pursuant to the Environmental Impact Assessment Ordinance (EIAO), the Director of Environmental Protection granted the Environmental Permit (No. EP-01/503/2015/B) to Water Supplies Department (WSD); and granted the Further Environmental Permit (No. FEP-01/503/2015/B) to AJCJV for the Contract.

THE REPORTING SCOPE

1.4. This is the 26th Operation Phase Monthly EM&A Report for the Contract which summarizes the key findings of the EM&A programme of the Tseung Kwan O Desalination Plant Operation phase during the reporting period from 1 August to 31 August 2026.

CONTRACT ORGANIZATION

1.5. The Contract Organization structure for Operation Phase is presented in **Figure 1.1**.

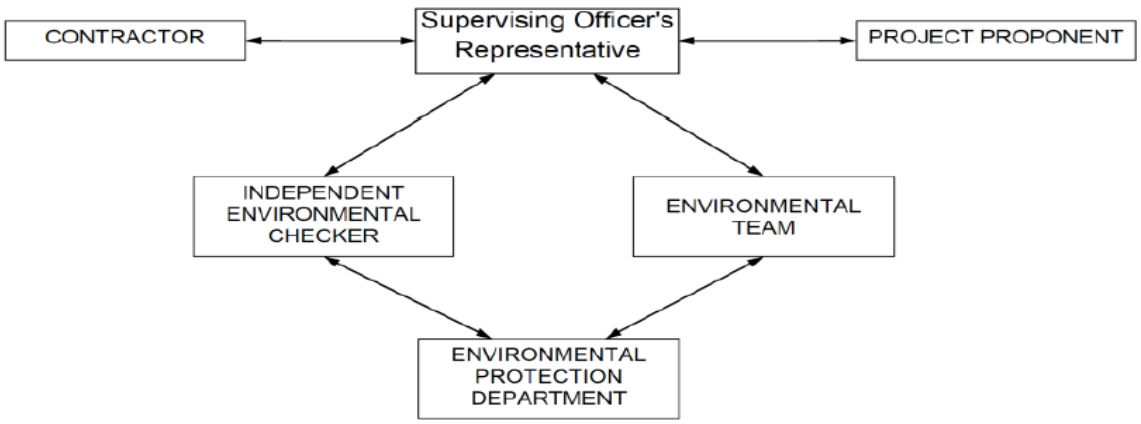

Figure 1.1 Contract Organization Chart

1.6. Contact details of the key personnel are presented in **Table 1.1** below:

The copyright of this document is owned by Aurecon Hong Kong Limited. It may not be reproduced except with prior written approval from the Company.

Table 1.1 Contact Details of Key Personnel

Party	Position	Name	Telephone no.
Contract Proponent (Water Supplies Department)	SE/CM2	Milton Law	2634-3573
Supervising Officer (Binnies Hong Kong Limited)	Project Manager	Augustine Li	2608-7671
	Senior Resident Engineer	Mason Pau	6765-4131
The Jardine Engineering Corporation, Limited, China State Construction Engineering (Hong Kong) Limited and Acciona Agua, S.A. Trading	Project Manager (Acting)	Arnes Parra, Victor	6468-6710
	Environmental Monitoring Manager	Tommy Law	6468-1782
Aurecon Hong Kong Limited	Environmental Team Leader	Toby Wan	9719-5422
SGS Hong Kong Limited	Independent Environmental Checker (IEC)	Roy Hung	2774-7406

SUMMARY OF OPERATION WORKS

1.7. Details of the major operation activities undertaken in this reporting period are shown below.

1.8. As informed by the Contractor, key activities carried out in this reporting period for the Contract included the followings:

- Potable Water Production

1.9. The key environmental mitigation measures implemented for the Contract in this reporting period associated with the above operation works include:

- Regularly monitoring of the effluent
- Sorting and storage of general refuse and operation waste

1.10. Summary of the valid permits, licences, and/or notifications on environmental protection for this Contract is presented in **Table 1.2**.

The copyright of this document is owned by Aurecon Hong Kong Limited. It may not be reproduced except with prior written approval from the Company.

Table 1.2 Summary of the Status of Valid Environmental Licence, Notification, Permit and Documentations

Permit/ Licences	Valid Period		Status	Remark
	From	To		
Environmental Permit				
EP-503/2015/B	Throughout the Contract		Valid	-Issued on 3 April 2024
FEP – 01/503/2015/B	Throughout the Contract		Valid	-Issued on 3 April 2024
Billing Account for Disposal				
7036276	Throughout the Contract		Valid	-
Admission Ticket for Disposal of Sludge Waste to NENT Landfill				
No. 130797	13 July 2026	31 August 2026	Valid	Renewable application of admission ticket was submitted to EPD on 31 Aug and waiting for EPD approval
Chemical Waste Producer Registration				
5213-839-A2987-01	Throughout the Contract		Valid	-
Wastewater Discharge Licence (Land and Marine works)				
WT00044188-2023	16/06/2023	30/06/2028	Valid	- For Plant T&C and operation. - Variation sampling point S.P.1 is approved by the EPD on 25 June 2024 (EPD ref.: EP640/W3/D1358/462874). EPD advise that we can use the current discharge license for the anti-scalant dosing and discharge limit. They agreed that the report can show the 5PPM is the lowest detection limit. The variation of application was withdrawn on 13 Dec 2024.

1.11. The status for all environmental aspects is presented in **Table 1.3**.

The copyright of this document is owned by Aurecon Hong Kong Limited. It may not be reproduced except with prior written approval from the Company.

Table 1.3 Summary of Status for Key Environmental Aspects under the EM&A Manual

Parameters	Status
Water Quality	
Baseline Monitoring under EM&A Manual	The baseline water quality monitoring was conducted between 12 May 2020 to 6 Jun 2020.
Operation phase Marine Water Quality Monitoring	Completed on 30 June 2025
Continuous Monitoring of Effluent Quality Monitoring	According to the approved proposal to change the operation phase EM&A programme for the 2nd to 10th years, continuous monitoring of effluent quality was discontinued and replaced with effluent water monitoring in compliance with discharge license requirements starting from 15 August 2025.
Monthly Effluent Quality Monitoring (Discharge License Requirement)	On-going
Waste Management	
Mitigation Measures in Waste Management Plan	On-going
Landfill Gas	
Monthly Monitoring for buildings, manholes and utility pits within the Project Site and along the fresh water mains	According to the approved proposal to change the operation phase EM&A programme for the 2nd to 10th years, landfill gas monitoring will be conducted on a six-month basis starting from August 2025.
Six-month Basis Monitoring for buildings, manholes and utility pits within the Project Site and along the fresh water mains	On-going
Ecology (Coral)	
Operation phase Regular Coral Monitoring (Monthly)	According to the approved proposal to change the operation phase EM&A programme for the 2nd to 10th years, coral monitoring will be conducted on a quarterly basis starting from August 2025.
Operation phase Regular Coral Monitoring (Quarterly)	On-going
Ecology (Fishery)	
Operation phase Regular Fishery Monitoring (Seasonally)	On-going

The copyright of this document is owned by Aurecon Hong Kong Limited. It may not be reproduced except with prior written approval from the Company.

Parameters	Status
Landscape	
Weekly Operation phase Landscape and Visual Site Inspection	According to the approved proposal to change the operation phase EM&A programme for the 2nd to 10th years, site inspection will be conducted on a bi-weekly basis starting from 15 August 2025.
Bi-Weekly Operation phase Landscape and Visual Site Inspection	On-going
Environmental Audit	
Weekly Site Inspection covering Measures of Air Quality, Water Quality, Waste, Ecological Quality, Fisheries, Landscape and Visual	According to the approved proposal to change the operation phase EM&A programme for the 2nd to 10th years, site inspection will be conducted on a bi-weekly basis starting from 15 August 2025.
Bi-Weekly Site Inspection covering Measures of Air Quality, Water Quality, Waste, Ecological Quality, Fisheries, Landscape and Visual	On-going

1.12. Other than the EM&A work by ET, environmental briefings, trainings, and regular environmental management meetings were conducted, in order to enhance environmental awareness and closely monitor the environmental performance of the contractors.

1.13. The EM&A programme has been implemented in accordance with the recommendations presented in the approved EIA Report and the EM&A Manual. A summary of implementation status of the environmental mitigation measures for the operation phase of the Contract during the reporting period is provided in **Appendix B**.

The copyright of this document is owned by Aurecon Hong Kong Limited. It may not be reproduced except with prior written approval from the Company.

2. WATER QUALITY

2.1. In accordance with the recommendations of the EIA, water quality monitoring is required during operation phase. The following Section provides details of the water quality monitoring to be undertaken by the Environmental Team (ET) to verify the distance of sediment and brine plume dispersion and to identify whether the potential exists for any indirect impacts to occur to ecological sensitive receivers.

2.2. The first-year operation phase marine water quality monitoring was completed on 30 June 2025. No marine water quality monitoring was conducted during the reporting period.

2.3. According to the approved proposal to change the operation phase EM&A programme for the 2nd to 10th years, continuous monitoring of effluent quality was discontinued and replaced with effluent water monitoring in compliance with discharge license requirements starting from 15 August 2025.

WATER DISCHARGE LICENSE (WT00044188-2023 PART 1)

2.4. In accordance with the WT00044188-2023 Part 1, the sampling should be followed the specified frequency, and the parameters of the sample should not be exceeded the limit stated as the water discharge license. Details derived limit levels for water quality are presented in **Table 2.1**.

Table 2.1 Derived Limit Levels for Water Quality

Parameters	Limit
Monitoring of Effluent Quality	
Flow Rate in m^3/day	216841
Temperature in °C	Maximum 40
Salinity	71347
SS in mg/L	13
pH	6-9
Iron in mg/L	0.6
Total residual chlorine in mg/L	0.1
Total Inorganic Nitrogen in mg/L	2
Total Phosphorous in mg/L	1
Sodium Metabisulphite in mg/L	0.5
Anti scalant in mg/L*	2.2

*Remark:

1. Anti-scalant water quality testing will only be conducted whenever anti-scalant dosage is adopted.

The copyright of this document is owned by Aurecon Hong Kong Limited. It may not be reproduced except with prior written approval from the Company.

MONITORING LOCATION

2.5. In accordance with the discharge license, the Monitoring shall be sampling at Brine Outfall Shaft.

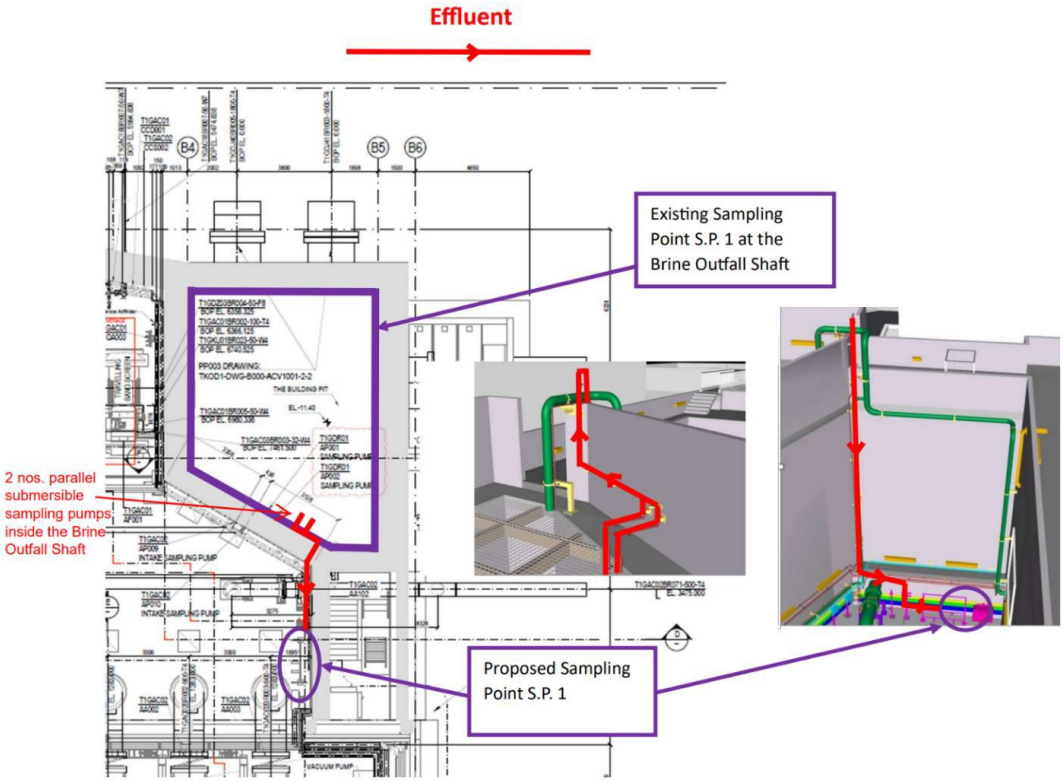

MONITORING RESULTS AND OBSERVATIONS

2.6. According to the contractor's information, the Anti-scalant dosage commenced on 10 April 2025. The Anti-scalant water quality test was also conducted starting from the same date.

2.7. The weekly In-situ monitoring was carried out on 6, 13, 20 and 24 August 2026 and the monthly laboratory measurement was carried out on 24 August 2026.

2.8. No exceedance of the results was obtained during the reporting period. The detailed results are summarized in **Table 2.2, 2.3** and **2.4**.

Table 2.2 Summary of In-situ Results for Discharge License (Weekly)

Date	Determinant	Results	Duplicate	Average
6 Aug 2026	Temp (°C)	30.0	30.0	30.0
	Salinity (ppm)	55131	55124	55128
	pH	8.0	7.9	8.0
	Total Residual Chlorine (mg/L)	0.04	0.03	0.04
13 Aug 2026	Temp (°C)	29.0	29.0	29.0
	Salinity (ppm)	58100	58240	58170
	pH	8.0	8.0	8.0
	Total Residual Chlorine (mg/L)	0.05	0.03	0.04

The copyright of this document is owned by Aurecon Hong Kong Limited. It may not be reproduced except with prior written approval from the Company.

20 Aug 2026	Temp (°C)	29.0	29.0	29.0
	Salinity (ppm)	55600	55604	55602
	pH	7.8	7.9	7.9
	Total Residual Chlorine (mg/L)	0.04	0.03	0.04
24 Aug 2026	Temp (°C)	30.0	30.0	30.0
	Salinity (ppm)	55000	55104	55052
	pH	7.8	7.7	7.8
	Total Residual Chlorine (mg/L)	0.05	0.04	0.05

Table 2.3 Summary of Lab Results for Discharge License (Monthly)

Date	Determinant	Results
24 Aug 2026	Flow Rate (m^3/day)	Shown in Table 2.4
	Suspended Solids (mg/L)	<2
	Total Inorganic Nitrogen (mg/L)	0.28
	Total Phosphorous (mg/L)	<0.01
	Iron (mg/L)	<0.1
	Sodium Metabisulphite (mg/L)[1]	<2
	ACUMER 4035 (mg/L)[2]	<5

Remark:

1. As confirmed by various laboratories in Hong Kong, the lowest detection limit for Sodium Metabisulphite is <2 mg/L. Due to the limitation of the laboratory, the lowest result for Sodium Metabisulphite will only be shown as < 2 mg/L.
2. As discussed and agreed with EPD on 12 December 2024, since the lowest detection limit of anti-scalant chemical(s) (ACUMER 4035) in Hong Kong is 5 mg/L due to the limitation of laboratory, the lowest measurement result of anti-scalant chemical(s) (ACUMER 4035) will only be shown as < 5mg/L.

Table 2.4 Summary of Daily Flow Rate of Reporting Period

Date	Outfall (m^3/day)
1 August 2026	49,836.26
2 August 2026	49,211.79
3 August 2026	92,276.65
4 August 2026	102,285.88
5 August 2026	101,578.81
6 August 2026	128,143.11
7 August 2026	101,546.51
8 August 2026	102,013.75
9 August 2026	102,769.44
10 August 2026	102,097.32
11 August 2026	103,575.41
12 August 2026	106,904.00
13 August 2026	102,985.33
14 August 2026	103,825.25
15 August 2026	102,017.00
16 August 2026	103,265.50
17 August 2026	102,834.22
18 August 2026	105,206.75
19 August 2026	104,645.22
20 August 2026	106,556.18
21 August 2026	104,610.49
22 August 2026	106,254.05
23 August 2026	104,319.13

The copyright of this document is owned by Aurecon Hong Kong Limited. It may not be reproduced except with prior written approval from the Company.

24 August 2026	104,036.74
25 August 2026	104,324.24
26 August 2026	106,079.58
27 August 2026	106,081.65
28 August 2026	107,768.72
29 August 2026	107,007.22
30 August 2026	106,788.66
31 August 2026	105,465.52

The copyright of this document is owned by Aurecon Hong Kong Limited. It may not be reproduced except with prior written approval from the Company.

3. WASTE

3.1. The waste generated from this Contract includes inert construction and demolition (C&D) materials, and non-inert C&D materials. Non-inert C&D materials are made up of general refuse, vegetative wastes and recyclable wastes such as plastics and paper/cardboard packaging waste. Steel materials generated from the Contract are also grouped into non-inert C&D materials as the materials were not disposed of with other inert C&D materials. With reference to relevant handling records and trip tickets of this Contract, the quantities of different types of waste generated in the reporting month are summarized in **Table 3.1**. Details of cumulative waste management data are presented as a waste flow table in **Appendix E**.

Table 3.1 Quantities of Waste Generated from the Contract during the reporting period

Reporting Month	**Actual Quantities of Inert C&D Materials Generated Monthly**						**Actual Quantities of C&D Wastes Generated Monthly**				
	Total Quantity Generated	Hard Rock and Large Broken Concrete	Reused in the Contract	Reused in other Projects	Disposed as Public Fill	Imported Fill	Metals	Paper / cardboard packaging	Plastics (1)	Chemical Waste	Others, e.g., general refuse
	(in '000kg)	(in '000kg)	(in '000kg)	(in '000kg)	(in '000kg)	(in '000kg)	(in '000kg)	(in '000kg)	(in '000kg)	(in '000kg)	(in '000kg)
Aug 2026	0.000	0.000	0.000	0.000	0.000	0.000	0.000	0.000	0.000	0.000	4.550

Notes: (1) Plastics refer to plastic bottles / containers, plastic sheets / foam from packaging material

3.2. No dewater sludge was generated by the operation in the reporting period.

The copyright of this document is owned by Aurecon Hong Kong Limited. It may not be reproduced except with prior written approval from the Company.

4. LANDFILL GAS MONITORING

MONITORING REQUIREMENT

4.1. In accordance with Section 11 of the EM&A Manual, monthly monitoring of landfill gas is required for the first year of operation at buildings within the Project Site and consultation zone. Part of the desalination plant and the indicative area of natural slope mitigation works fall within the SENT Landfill Extension Consultation Zone; and part of the 1,200 mm diameter freshwater mains along Wan Po Road falls within the SENT Landfill and SENT Landfill Extension Consultation Zones, TKO Stage II/III Restored Landfill and TKO Stage I Restored Landfill Consultation Zones.

4.2. Routine monitoring is required at buildings within the Project Site and consultation zones. The monitoring frequency will be monthly for the first year of operation.

4.3. For the manholes and utility pits within the Project Site and along the fresh water mains, each manhole/ utility pit should be monitored with two measurements (at mid depth and base). Each measurement should be monitored for a minimum of 10 minutes. A steady reading and peak reading should be recorded at each manhole/ utility pit and for each measurement.

4.4. Monitoring oxygen, methane, carbon dioxide and barometric pressure would be performed monthly during the operation phase.

MONITORING LOCATION

4.5. The area required to be monitored for landfill gas in the reporting period is shown in **Figure 4.1, Figure 4.2** and **Figure 4.3**.

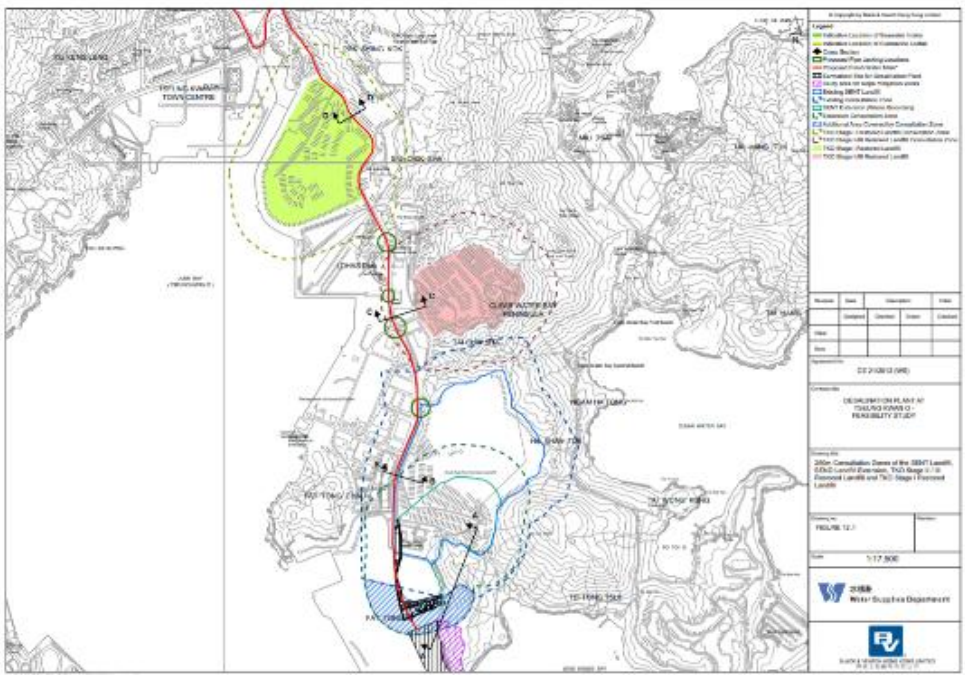

Figure 4.1 Overview of the SENT Extension Consultation Zone and the Contract Site Area

The copyright of this document is owned by Aurecon Hong Kong Limited. It may not be reproduced except with prior written approval from the Company.

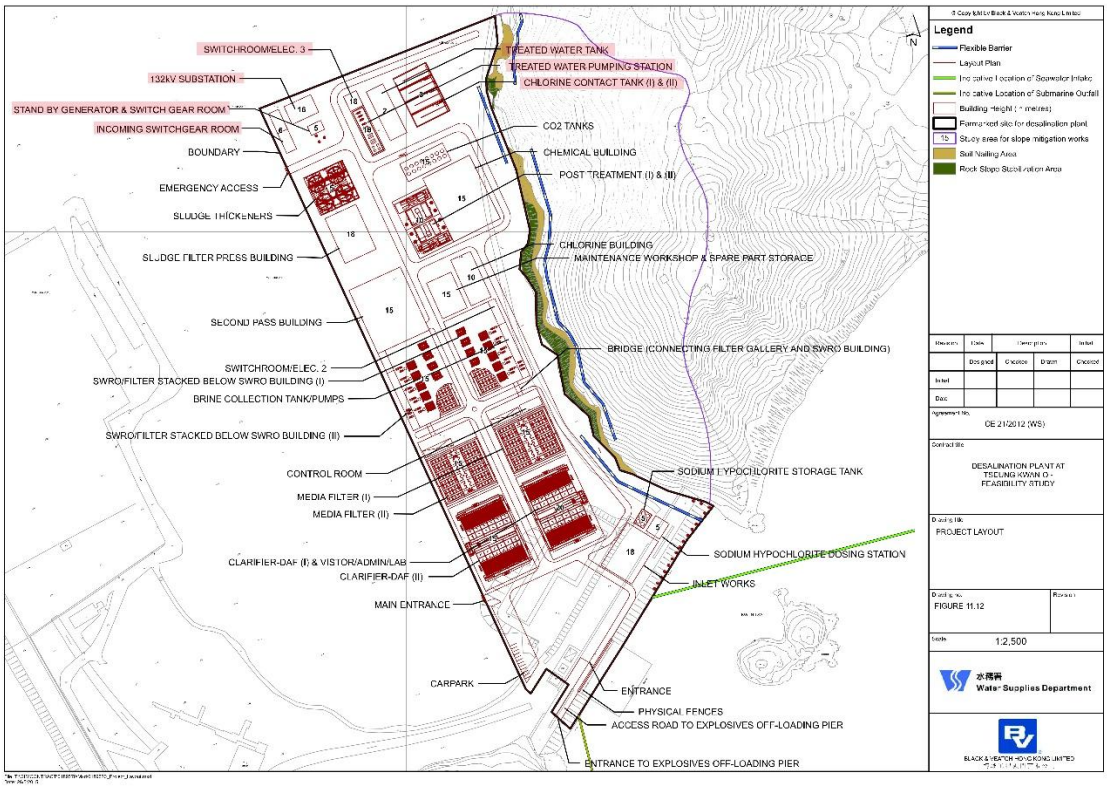

Figure 4.2 Landfill Gas Monitoring Location For Building

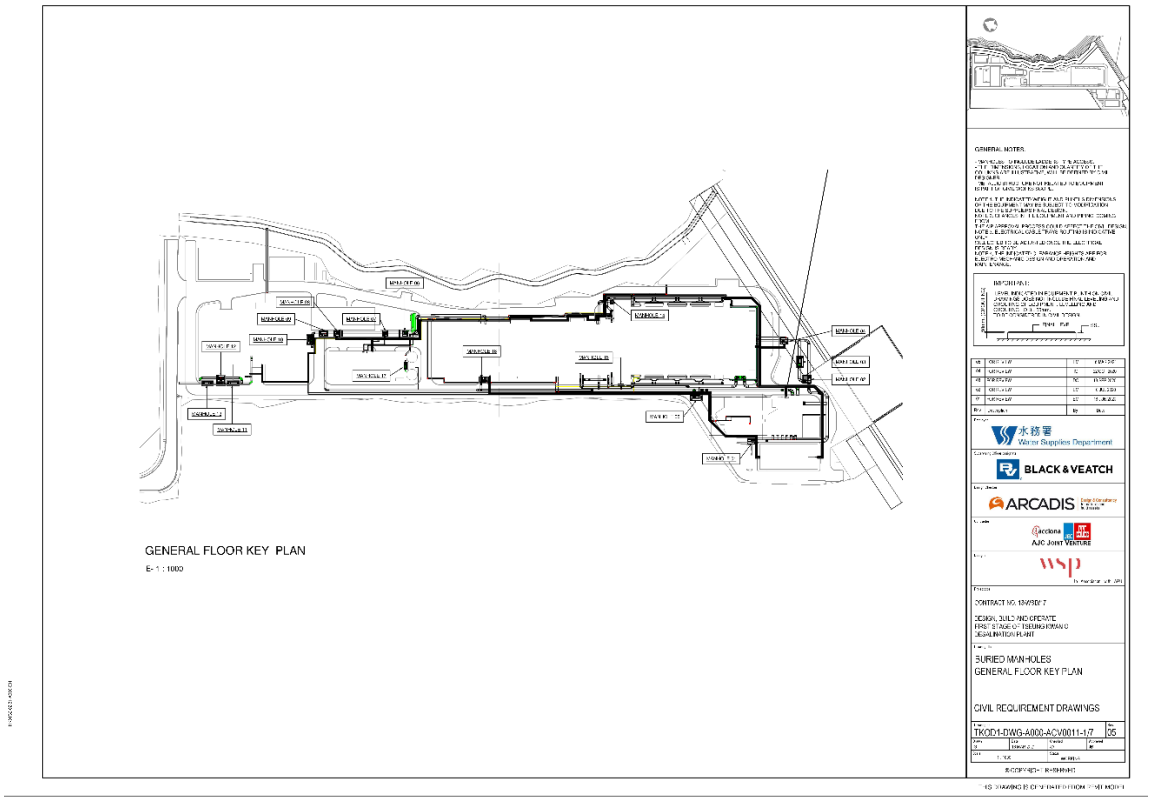

Figure 4.3 Landfill Gas Monitoring Location For Manholes/Pits

The copyright of this document is owned by Aurecon Hong Kong Limited. It may not be reproduced except with prior written approval from the Company.

MONITORING PARAMETERS

4.6. The landfill gas monitoring parameters and the action and limit level are summarized in **Table 4.1**.

Table 4.1 Action and Limit Level for Landfill Gas Monitoring Equipment

Parameters	Action Level	Limit Level
Oxygen (O_2)	<19% O_2	<19% O_2
Methane (CH_4)	>10% LEL	>20% LEL
Carbon Dioxide (CO_2)	>0.5% CO_2	>1.5% CO_2

MONITORING EQUIPMENT

4.7. Landfill Gas monitoring was carried out using intrinsically-safe, portable multi-gas monitoring instruments. The gas monitoring equipment is:

- Complying with the Landfill Gas Hazard Assessment Guidance Note as intrinsically safe;
- Capable of continuous barometric pressure and gas pressure measurements;
- Normally operated in diffusion mode unless required for spot sampling, when it should be capable of operating by means of an aspirator or pump;
- Having low battery, fault and over range indication incorporated;
- Capable of storing monitoring data, and shall be capable of being downloaded directly;
- Measure in the following ranges:

methane	0-100% LOWER EXPLOSION LIMIT (LEL) AND 0-100% V/V;
oxygen	0-25% V/V;
carbon dioxide	0-5% v/v; and
barometric pressure	mBar (absolute)

- alarm (both audibly and visually) in the event that the concentrations of the following are exceeded:

methane	>10% LEL;
oxygen	<19%
carbon dioxide	>0.5% by volume
barometric pressure	mBar (absolute)

MONITORING RESULTS AND OBSERVATIONS

4.8. According to the approved proposal to change the operation phase EM&A programme for the 2nd to 10th year, landfill gas monitoring will be conducted on a six-month basis starting from August 2025.

4.9. Landfill gas monitoring was conducted during the reporting period. No AL/LL exceedance was recorded during the reporting period. Details of monitoring results were provided in **Appendix H**. Calibration certificate of Landfill Gas Equipment is provided in **Appendix I**.

The copyright of this document is owned by Aurecon Hong Kong Limited. It may not be reproduced except with prior written approval from the Company.

5. LANDSCAPE

MONITORING REQUIREMENTS

5.1. In accordance with Section 8.1 of the EM&A Manual, weekly site audit shall be carried out by the ET including checking whether good site practices are being properly implemented by the Contractor and the extent of the works area within the Clear Water Bay Country Park should be checked by the ET during the weekly site audit.

SITE INSPECTION

5.2. Bi-Weekly site audit was carried out by the ET in the reporting month. Health conditions were concerned with trees. The contractor has been reminded to provide proper maintenance.

5.3. If non-compliance were found during the operation phase, the actions in accordance with the Event and Action Plan will be carried out according to **Appendix D**.

The copyright of this document is owned by Aurecon Hong Kong Limited. It may not be reproduced except with prior written approval from the Company.

6. ECOLOGY (CORAL MONITORING)

6.1. Under the approval conditions of the EIA Report for the Project, an EM&A programme on coral for the operation phase of the Project is recommended. Pursuant to these EIA approval conditions and Condition 3.1 of the EP and FEP, details of the regular coral monitoring programme have been proposed based on the baseline coral monitoring results in the Report on operation Baseline Coral Monitoring and Regular Coral Monitoring Methodology.

MONITORING LOCATION

6.2. In accordance with Appendix B Section 5.1 of the approved supplementary EM&A Manual, two indirect impact sites (C2 and C3) and one control site (C8) as shown in **Figure 6.1** should be monitored during the operation Phase. Operation coral survey should be conducted at the indirect impact and control sites. Ten selected hard coral colonies with similar species should be tagged at each of the control and indirect impact sites before commencement of the operation phase. Tagged hard coral colonies should be monitored in open waters during the operation phase.

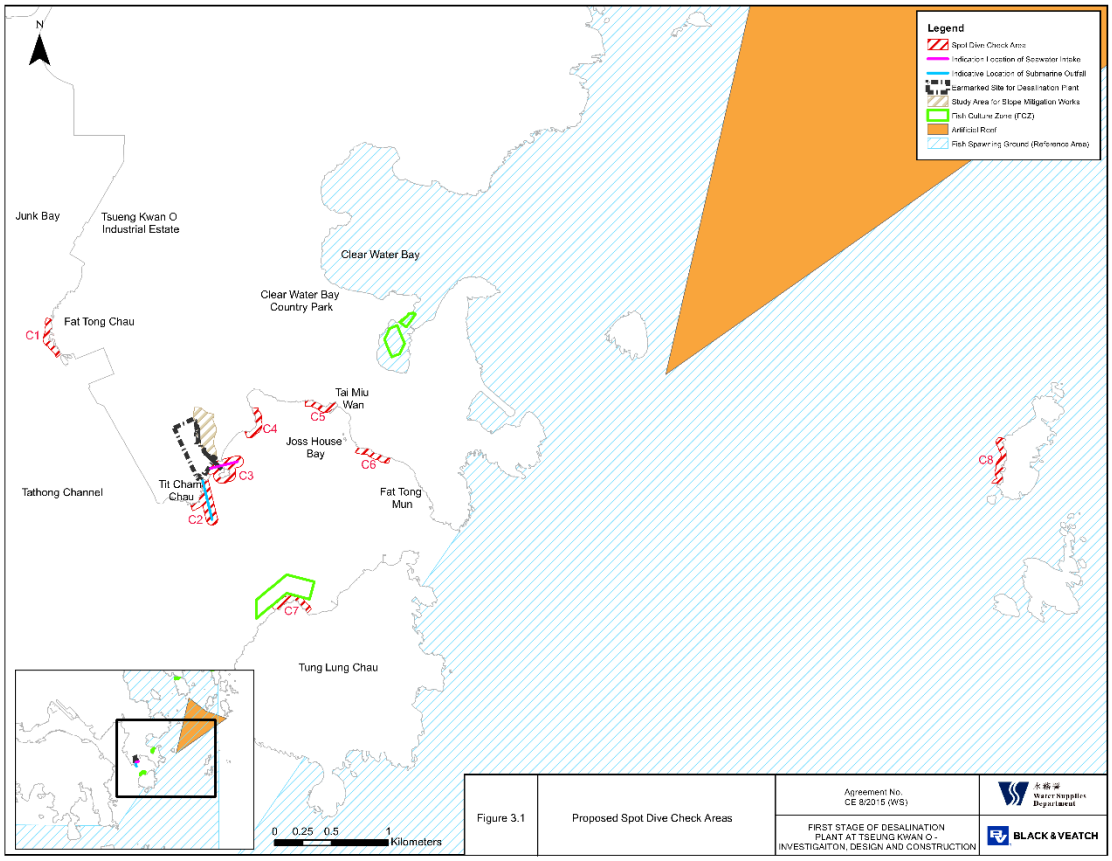

Figure 6.1 Spot Dive Check Areas Two Proposed Indirect Impact Sites (C2 and C3) and one control site (C8) during Operation Phase

ACTION AND LIMIT LEVELS

6.3. The Action and Limit Levels have been set based on the derivation criteria specified in the EM&A Manual. The Action/Limit Levels have been derived and are presented in **Table 6.1**.

The copyright of this document is owned by Aurecon Hong Kong Limited. It may not be reproduced except with prior written approval from the Company.

Table 6.1 Action and Limit Level for Coral Monitoring Equipment

Parameter	Action Level Definition	Limit Level Definition
Mortality	If during Impact Monitoring a 15% increase in the percentage of partial mortality on the corals occurs at more than 20% of the tagged indirect impact site coral colonies that is not recorded on the tagged corals at the control site, then the Action Level is exceeded	If during Impact Monitoring a 25% increase in the percentage of partial mortality on the corals occurs at more than 20% of the tagged indirect impact site coral colonies that is not recorded on the tagged corals at the control site, then the Limit Level is exceeded

Note: If the defined Action Level or Limit Level for coral monitoring is exceeded, the actions as set out in **Appendix D, Table D3** will be implemented.

6.4. If non-compliance were found during the opertaion works, the actions in accordance with the Event and Action Plan will be carried out according to **Appendix D.**

MONITORING FREQUENCY

6.5. Operation phase coral monitoring shall be monitored once per month as the requirement of the first year of operational phase.

MONITORING RESULT AND OBSERVATION

6.6. According to the approved proposal to change the operation phase EM&A programme for the 2nd to 10th year, coral monitoring will be conducted on a quarterly basis starting from August 2025.

6.7. Coral monitoring was carried out on 28 August 2026. No AL/LL exceedance was recorded during the reporting period. Details of the survey report were provided in **Appendix J**.

The copyright of this document is owned by Aurecon Hong Kong Limited. It may not be reproduced except with prior written approval from the Company.

7. ECOLOGY (FISHERY MONITORING)

7.1. The purpose of the operation phase regular fisheries monitoring programme is to monitor the potential impacts on fisheries resources in the vicinity of the project site. Apart from the regular fisheries monitoring programme, a water quality monitoring programme in addition to the water quality monitoring programme in the approved EM&A Manual is also described in Section 2.4 to (i) provide supplementary information in the interpretation of the findings of the fisheries monitoring and (ii) assist the monitoring of the potential impact on the Tung Lung Chau Fish Culture Zone (FCZ) in Joss House Bay.

MONITORING LOCATION

7.2. In accordance with Section 2.3 of the approved Methodology Paper on Regular Fisheries Monitoring, it is recommended to set up six (6) fisheries monitoring locations in Joss House Bay and its vicinity to monitor the fisheries resources.

7.3. Two (2) sampling locations are set up in close proximity of the direct footprint of the proposed submarine utilities around TKO Area 137. These sampling locations represent the potential Project impact zones (i.e. areas at and in close proximity to the footprint of the proposed submarine utilities that will be directly affected by the Project works).

7.4. Two (2) gradient locations are proposed between the proposed submarine utilities and Tung Lung Chau FCZ to assist in the interpretation and identification of any potential fisheries impact in the vicinity of the FCZ.

7.5. Two (2) reference locations are proposed in the outer Joss House Bay between the waters of Tung Lung Chau and Fat Tong Mun. These reference locations are further away and will not be affected by the Project discharge (based on the EIA prediction) and will serve as control stations. Any significant fisheries impact identified at the reference locations should be caused by other natural factors or non-Project activities. The trends of fisheries conditions recorded in the reference locations will be used to assist in the interpretation of the trends of fisheries impact identified in the impact and gradient locations.

7.6. The coordinates of the proposed monitoring locations are shown in **Figure 7.1.**

The copyright of this document is owned by Aurecon Hong Kong Limited. It may not be reproduced except with prior written approval from the Company.

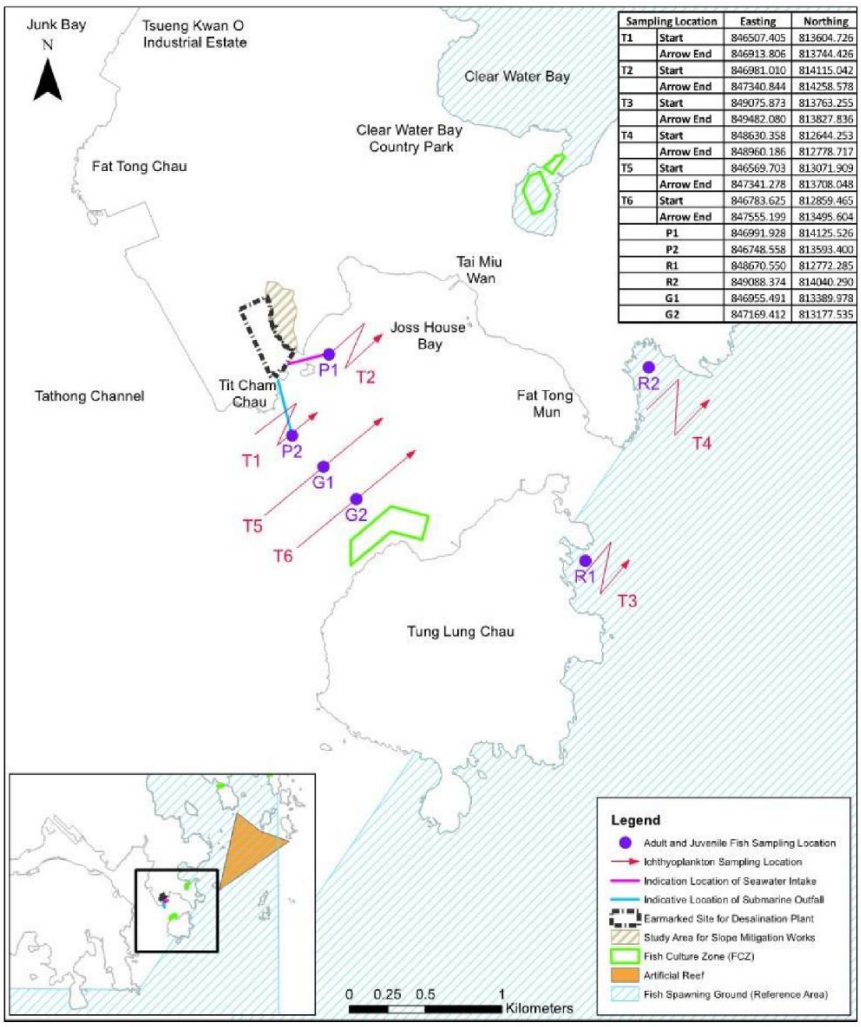

Sampling Location		Easting	Northing
T1	Start	846507.405	813604.726
	Arrow End	846913.806	813744.426
T2	Start	846981.010	814115.042
	Arrow End	847340.844	814258.578
T3	Start	849075.873	813763.255
	Arrow End	849482.080	813827.836
T4	Start	848630.358	812644.253
	Arrow End	848960.186	812778.717
T5	Start	846569.703	813071.909
	Arrow End	847341.278	813708.048
T6	Start	846783.625	812859.465
	Arrow End	847555.199	813495.604
	P1	846991.928	814125.526
	P2	846748.558	813593.400
	R1	848670.550	812772.285
	R2	849088.374	814040.290
	G1	846955.491	813389.978
	G2	847169.412	813177.535

Figure 7.1 Monitoring Location of Regular Fishery Monitoring during Operation Phase

MONITORING FREQUENCY

7.7. Operation phase fishery monitoring shall be carried out 2 times in wet season (April to October) and 2 times in dry season (December to March) to examine the following:

- Fish species composition;
- Abundance: number of fish captured;
- Diversity of fish resources: species diversity and evenness;
- Size: range of total length; Biomass in weight; and
- Values of catches of commercial species: catch per unit effort (CPUE) and yield per unit effort (YPUE).

MONITORING RESULT AND OBSERVATION

7.8. Operation phase fishery monitoring for wet season 2026 was scheduled on 19 and 26 September 2026.

The copyright of this document is owned by Aurecon Hong Kong Limited. It may not be reproduced except with prior written approval from the Company.

8. SUMMARY OF EXCEEDANCE, COMPLAINTS, NOTIFICATION OF SUMMONS AND PROSECUTIONS

8.1. The Environmental Complaint Handling Procedure is shown in below **Figure 9.1**:

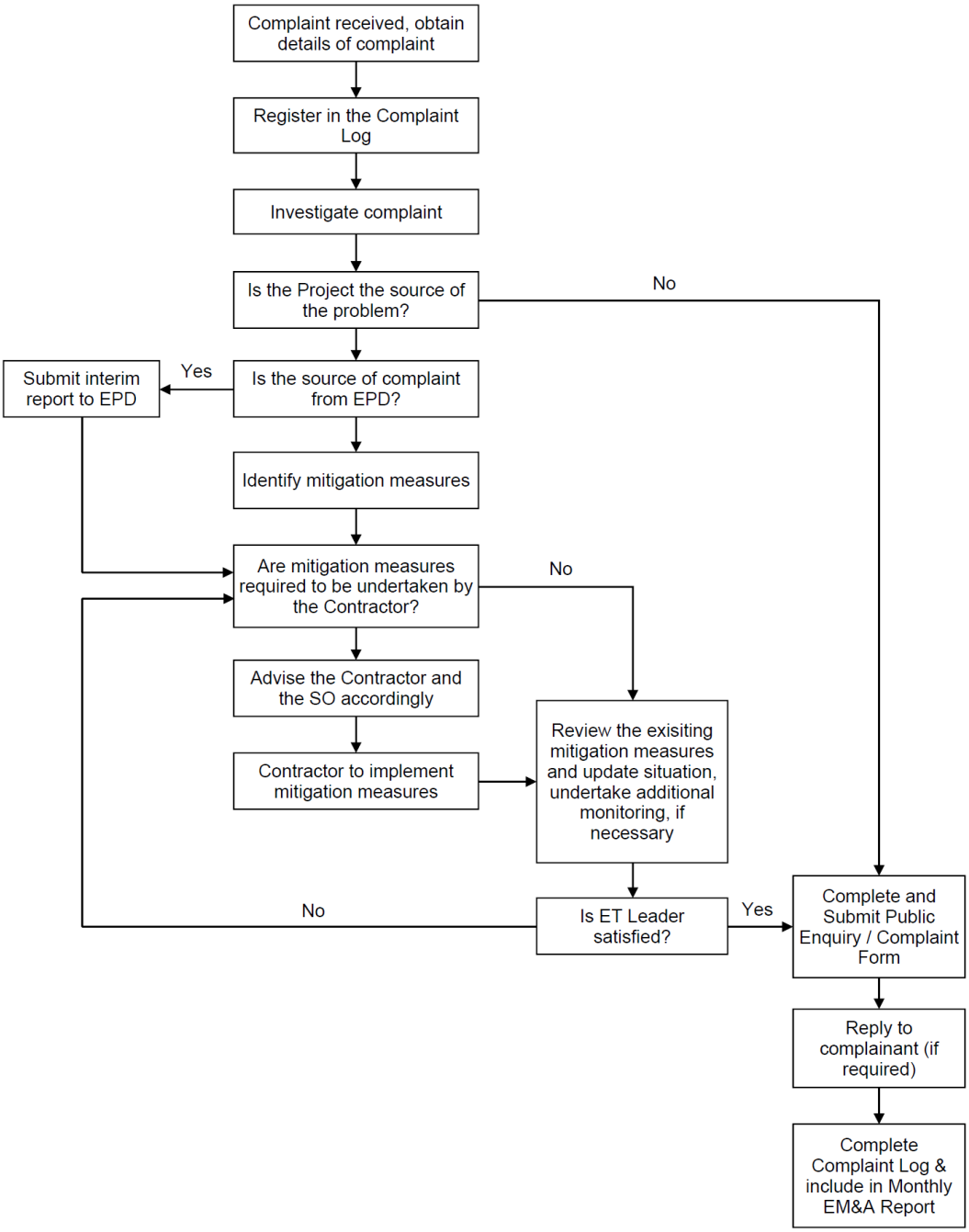

Figure 9.1 Environmental Complaint Handling Procedures

The copyright of this document is owned by Aurecon Hong Kong Limited. It may not be reproduced except with prior written approval from the Company.

8.2. The first-year operation phase marine water quality monitoring was completed on 30 June 2025. No marine water quality monitoring was conducted during the reporting period.

8.3. Effluent Quality was conducted sampling point in the reporting month. No exceedance of the results was obtained during the reporting period.

8.4. Coral monitoring was carried out on 28 August 2026. No AL/LL exceedance was recorded during the reporting period.

8.5. Operation phase fishery monitoring for wet season 2026 was scheduled on 19 and 26 September 2026.

8.6. Landfill gas monitoring was conducted during the reporting period. No AL/LL exceedance was recorded during the reporting period.

8.7. No environmental complaint, notification of summons and prosecution Statistics on complaint and notification of summons and prosecution are summarized in **Appendix G**.

The copyright of this document is owned by Aurecon Hong Kong Limited. It may not be reproduced except with prior written approval from the Company.

9. EM&A SITE INSPECTION

9.1. According to the approved proposal to change the operation phase EM&A programme for the 2nd to 10th years, site inspection will be conducted on a bi-weekly basis starting from 15 August 2025.

9.2. Site inspections were carried out to monitor the implementation of proper environmental pollution control and mitigation measures under the Contract. In the reporting period, site inspections were carried out on 6 and 21 August 2026 at the site portions listed in **Table 9.1** below.

9.3.

Table 9.1 Summaries of Site Inspection Record

Date	Inspected Site Portion	Time
6 Aug 2026	TKO Area 137	14:00 – 15:00
21 Aug 2026	TKO Area 137	14:00 – 15:00

9.4. No Environmental deficiencies were observed during site inspection. The site inspections during the reporting period are summarized in **Table 9.2**.

Table 9.2 Site Observations

Date	Environmental Observations	Follow-up Status
6 Aug 2026	No major environmental deficiency was observed.	N/A
21 Aug 2026	No major environmental deficiency was observed.	N/A

9.5. According to the EIA Study Report, Environmental Permit, contract documents and EM&A Manual, the mitigation measures detailed in the documents should be implemented as much as practical during the reporting period. An updated Implementation Status of Environmental Mitigation Measures (EMIS) is provided in **Appendix B**. Site inspection proforma of the reporting period is provided in **Appendix F**.

The copyright of this document is owned by Aurecon Hong Kong Limited. It may not be reproduced except with prior written approval from the Company.

10. FUTURE KEY ISSUES

10.1. Works to be undertaken in the next reporting month are:

- Potable Water Production

10.2. The major environmental impacts brought by the above operation works include:

- Effluent of the water production work and system cleaning works;
- Waste generation from the operation activities

10.3. The key environmental mitigation measures implemented for the Contract in this reporting period associated with the above operation works include:

- Regularly monitoring of the effluent
- Sorting and storage of general refuse and operation waste

The copyright of this document is owned by Aurecon Hong Kong Limited. It may not be reproduced except with prior written approval from the Company.

11. CONCLUSIONS AND RECOMMENDATIONS

11.1. This is the 26th Monthly EM&A Report for the Project which summarizes the key findings of the EM&A programme during the reporting period from 1 August to 31 August 2026, in accordance with the EM&A Manual and the requirement under FEP-01/503/2015/B.

11.2. The first-year operation phase marine water quality monitoring was completed on 30 June 2025. No marine water quality monitoring was conducted during the reporting period.

11.3. Effluent Quality was conducted sampling point in the reporting month. No exceedance of the results was obtained during the reporting period.

11.4. Coral monitoring was carried out on 28 August 2026. No AL/LL exceedance was recorded during the reporting period.

11.5. Operation phase fishery monitoring for wet season 2026 was scheduled on 19 and 26 September 2026.

11.6. Landfill gas monitoring was conducted during the reporting period. No AL/LL exceedance was recorded during the reporting period.

11.7. Environmental site inspections were conducted during the reporting period. Observations and reminders were reported during the site inspections. All items are rectified within the reporting period. The environmental performance of the project was therefore considered satisfactory.

11.8. No environmental complaints, notification of summons and prosecution were received in the reporting period.

11.9. The ET will keep track on the operation works to confirm compliance of environmental requirements and the proper implementation of all necessary mitigation measures.

The copyright of this document is owned by Aurecon Hong Kong Limited. It may not be reproduced except with prior written approval from the Company.

Appendix A

Overview of Desalination Plant in Tseung Kwan O

The copyright of this document is owned by Acuity Sustainability Consulting Limited. It may not be reproduced except with prior written approval from the Company.

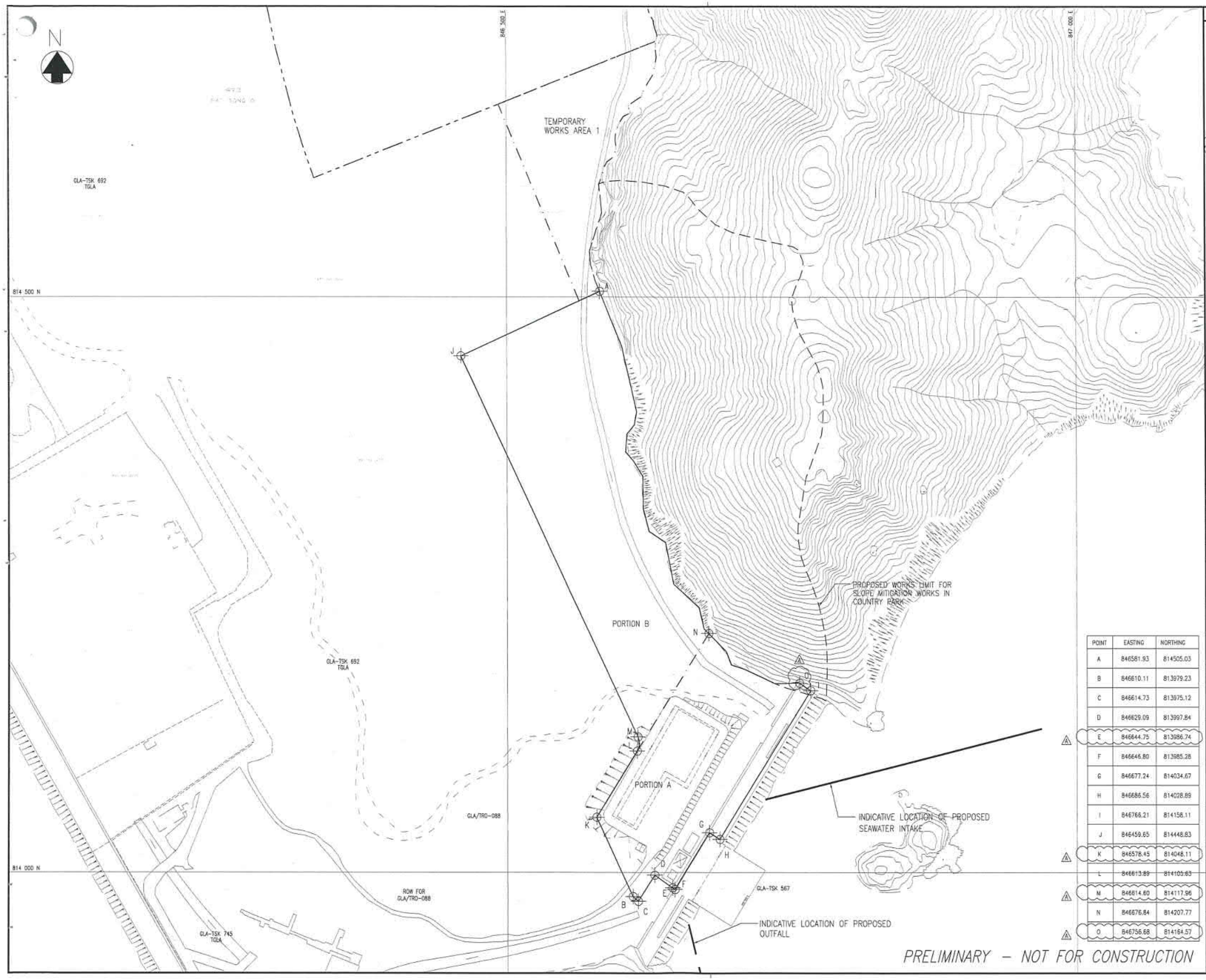

POINT	EASTING	NORTHING
A	846581.93	814505.03
B	846610.11	813979.23
C	846614.73	813975.12
D	846629.09	813997.84
E	846644.75	813986.74
F	846646.80	813985.28
G	846677.24	814034.67
H	846686.56	814028.89
I	846766.21	814156.11
J	846459.65	814448.83
K	846578.45	814048.11
L	846613.89	814105.63
M	846614.60	814117.96
N	846676.84	814207.77
O	846756.68	814164.57

PRELIMINARY – NOT FOR CONSTRUCTION

© Copyright by Black & Veatch Hong Kong Limited

LEGEND:

- BOUNDARY OF SEMT LANDFILL EXTENSION
- BOUNDARY OF WORKS AREA FOR TKO DESALINATION PLANT
- SITE PHASING
- GLA-TSK 692 TGLA — ALLOCATED LAND BOUNDARIES

NOTE: TEMPORARY WORKS AREA 1 WILL BE HANDED OVER AT +6 MPD WITH A TOLERANCE OF ±500mm.

Revision	Date	Description		Initial
B	10/03	UPDATE NOTES		YLC
A	07/18	UPDATE COORDINATES		YLC

	Designed	Checked	Drawn	Checked
Initial	YLC	CKH	SZ	WLS
Date	02/18	02/18	02/18	02/18

Approved

Agreement No.
CE 8/2015 (WS)

Contract No.
13/WSD/17

Contract Title
DESIGN, BUILD AND OPERATE FIRST STAGE OF TSEUNG KWAN O DESALINATION PLANT

Drawing Title
SITE HANDOVER WORKS AREAS

Drawing No.
190495/K/TEND/10/0003

Revision
B

Scale
A1 1 : 1500
A3 1 : 3000

水務署
Water Supplies Department

BLACK & VEATCH HONG KONG LIMITED
博威工程顧問有限公司

BUILDINGS IN FIRST STAGE

CODE	NAME OF BUILDING	TOTAL G.F.A. (m^2)	SITE COVERAGE (m^2)
B	COMBINE SHAFT	759,876	759,876
C	ACTIDAFF	10027,547	5455,346
G	REVERSE OSMOSIS BUILDING AND ELECTRICAL BUILDING	4511,455	5367,935
H	CO2 TANKS AREA	-	-
J	PRODUCT WATER STORAGE TANK, PUMP STATION AND ELECTRICAL BUILDING	1974,610	2833,980
K	SLUDGE TREATMENT BUILDING, TANK AND PUMP ROOM	2531,044	1228,361
M	ADMINISTRATION BUILDING & ELECTRICAL BUILDING C	2459,713	1114,062
N	MAIN ELECTRICAL AND CENTRAL CHILLER PLANT BUILDING	-	459,893
R1	ELECTROCHLORINATION BUILDING & ELECTRICAL BUILDING A	657,992	825,776
S	132 kV SUBSTATION	-	943,560
T	IRRIGATION WATER TANK AND PUMP ROOM	-	156,148
R2	CHEMICAL BUILDING	813,056	813,056
V	VISITOR GALLERY	1330,410	1330,410
X1	GUARD HOUSE AND FS CONTROL ROOM	39,585	39,585
X2	GUARD HOUSE	22,035	22,035
Y	R + D OUTDOOR	-	-
Z	WASTE WATER TREATMENT PLANT	48,000	48,000
	TOTAL =	25175,323	21498,023

LEGEND / ABBREVIATION

H/L WINDOW	HIGH LEVEL WINDOW
M.L.	METAL LOUVRES
C.L.	CAT LADDER
A.U.T.	ACCESSIBLE UNISEX TOILET
◆	PROPOSED FINISH FLOOR LEVEL IN METER ABOVE P.D.
◆	STRUCTURAL FLOOR LEVEL IN METER ABOVE P.D.
MV/AL	MECHANNICAL VENTILATION & ARTIFICIAL LIGHTING
F.E.	4.5kg CO^2 FIRE EXTINGUISHER
H.R.	HOSE REEL
Ⓐ	FIREMAN'S LIFT
Ⓓ	LIFT FOR THE BARRIER FREE ACCESS
P.D.	PIPE DUCT

PLOT RATIO & SITE COVERAGE CALCULATION:

SITE AREA OF THE FIRST STAGE = [illegible]

TOTAL G.F.A. = [illegible]
TOTAL SITE COVERAGE = [illegible]

PLOT RATIO = 25092.141 / 56108
= 0.447 < PERMITTED

SITE COVERAGE = 21414.841 / 56108 x 100
= 38.167%

SITE LOCATION PLAN

1 : 5000

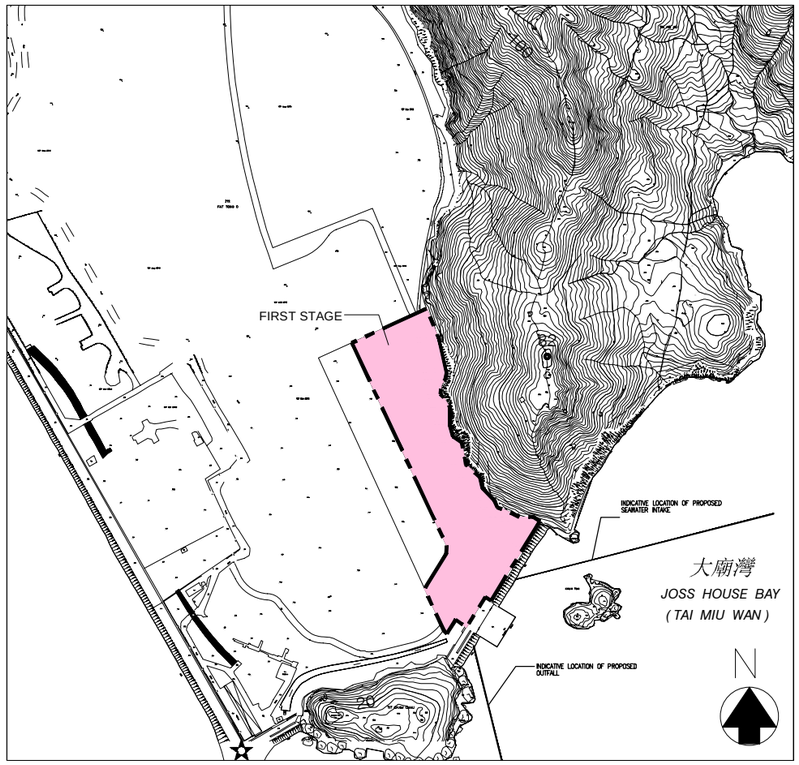

FIRST STAGE OF TSEUNG KWAN O DESALINATION PLANT

1 : 1000

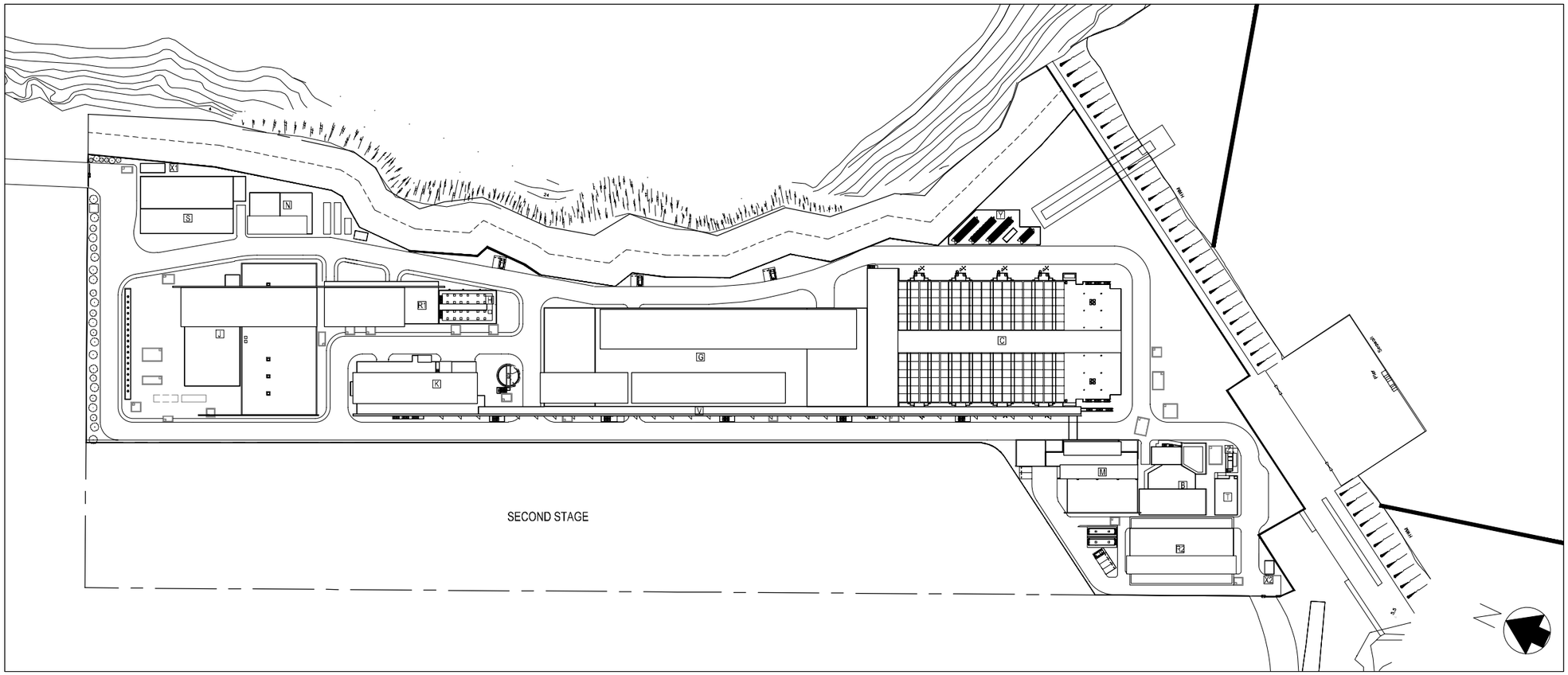

Rev	Description	By	Date
0	TENDER SUBMISSION	CAD	JAN 19

Employer: 水務署 Water Supplies Department

Employer's Consultant: BLACK & VEATCH

Tenderer: acciona / JEC / CSCEC — AJC JOINT VENTURE

Designer: wsp

Project title
CONTRACT NO. 13/WSD/17

DESIGN, BUILD AND OPERATE
FIRST STAGE OF TSEUNG KWAN O
DESALINATION PLANT

Drawing title
ARCHITECTURAL –
PLOT RATIO AND SITE COVERAGE
CALCULATION, LEGEND
ABBREVIATION

Drawing no.	Rev.
TKO/AJC/W/A000/AR/001	0

Drawn	Date	Checked	Approved
CKAL	JAN 19	S.C.	T.C.

Scale	Status
N.T.S.	–

©COPYRIGHT RESERVED

Appendix B

Summary of Implementation Status of Environmental Mitigation

The copyright of this document is owned by Acuity Sustainability Consulting Limited. It may not be reproduced except with prior written approval from the Company.

EIA Reference	Recommended Environmental Protection Measures/ Mitigation Measures	Objectives of the recommended measures & main concerns to address	Implementation Agent	Implementation Stage			Implementation status	Relevant Legislation & Guidelines
				D	C	O		
Air Quality								
S4.8.1	Ultra-low-sulphur diesel (ULSD) will be used for all construction plant on-site, as defined as diesel fuel containing not more than 0.005% sulphur by weight) as stipulated in Environment, Transport and Works Bureau Technical Circular (ETWB-TC(W)) No 19/2005 on Environmental Management on Construction Sites.	Land site/ During construction/ During Operation	Contractor(s)		✓	✓	Implemented	Environment, Transport and Works Bureau Technical Circular (ETWB- TC(W)) No 19/2005 on Environmental Management on Construction Sites
Water Quality								
S6.9 and S6.12	The sterilization water should be dechlorinated with total residual chlorine (TRC) level below 1 mg/L before discharge to public sewer. In situ testing of TRC should also be conducted for the discharge of chlorinated water for pipeline disinfection to ensure sufficient dechlorination before discharge to public sewer.	Sterilization of water mains prior to commissioning	Contractor(s)		✓	✓	Implemented	Technical Memorandum for Effluents Discharged into Drainage and Sewerage Systems Inland and Coastal Waters
S6.9	The cleaning and flushing water should also be treated and desilted to the relevant discharge requirement stipulated in TM-DSS before discharging.	Sterilization of water mains prior to commissioning	Contractor(s)		✓	✓	Implemented	
S6.9	Site drainage should be well maintained, and good construction practices should be observed to ensure that oil, fuels, solvents, and other chemicals are managed, stored and handled properly and do not enter the nearby water streams.	Land site & drainage/ During construction/ During operation	Contractor(s)		✓	✓	Implemented	-
Waste Management								
S8.5	Provision of sufficient waste disposal points and regular collection for disposal.	All area/ During construction/ During operation	Contractor(s)		✓	✓	Implemented	DEVB TC(W) No. 8/2010, Enhanced Specification for Site Cleanliness and Tidiness.
S8.5	Chemical waste container shall be suitable for the substance they are holding, resistant to corrosion, maintained in a good condition, and securely closed.	All area/ During construction/ During operation	Contractor(s)/ WSD		✓	✓	Implemented	Waste Disposal (Chemical Waste) (General) Regulation; Code of Practice on the Packaging, Handling and Storage of Chemical Wastes
S8.5	Chemical waste container shall have a capacity of less than 450 L unless the specifications have been approved by the EPD.	All area/ During construction/ During operation	Contractor(s)/ WSD		✓	✓	Implemented	
S8.5	A label in English and Chinese shall be displayed on the chemical container in accordance with instructions prescribed in Schedule 2 of the Regulations.	All area/ During construction/ During operation	Contractor(s)/ WSD		✓	✓	Implemented	

EIA Reference	Recommended Environmental Protection Measures/ Mitigation Measures	Objectives of the recommended measures & main concerns to address	Implementation Agent	Implementation Stage			Implementation status	Relevant Legislation & Guidelines
				D	C	O		
S8.5	Storage areas for chemical waste shall be enclosed on at least 3 sides.	All area/ During construction/ During operation	Contractor(s)/ WSD		✓	✓	Implemented	
S8.5	Storage areas for chemical waste shall have an impermeable floor and bunding, of capacity to accommodate 110% of the volume of the largest container or 20% by volume of the chemical waste stored in that area, whichever is the greatest.	All area/ During construction/ During operation	Contractor(s)/ WSD		✓	✓	Implemented	
S8.5	Storage areas for chemical waste shall have adequate ventilation.	All area/ During construction/ During operation	Contractor(s)/ WSD		✓	✓	Implemented	
S8.5	Storage areas for chemical waste shall be covered to prevent rainfall entering (water collected within the bund must be tested and disposed of as chemical waste, if necessary).	All area/ During construction/ During operation	Contractor(s)/ WSD		✓	✓	Implemented	
S8.5	Storage areas for chemical waste shall be arranged so that incompatible materials are appropriately separated.	All area/ During construction/ During operation	Contractor(s)/ WSD		✓	✓	Implemented	
S8.5	General refuse will be stored in enclosed bins or compaction units separately from construction and chemical wastes.	All area/ During construction/ During operation	Contractor(s)/ WSD		✓	✓	Implemented after reminder	
S8.5	Adequate number of waste containers will be provided to avoid over-spillage of waste.	All area/ During construction/ During operation	Contractor(s)/ WSD		✓	✓	Implemented	DEVB TC(W) No. 8/2010 Enhanced Specification for Site Cleanliness and Tidiness.
S8.5	A reputable waste collector will be employed by the Contractor to remove general refuse from the site, separately from construction and chemical wastes, on a daily basis to minimize odour, pest and litter impacts.	All area/ During construction/ During operation	Contractor(s)/ WSD		✓	✓	Implemented	-
S8.5	Recycling bins will be provided at strategic locations within the Site to facilitate recovery of recyclable materials (including aluminum can, wastepaper, glass bottles and plastic bottles) from the Site. Materials recovered will be sold for recycling.	All area/ During construction/ During operation	Contractor(s)/ WSD		✓	✓	Implemented	-
Landscape & Visual								
S11.10 & 11.11	The construction area and area allowed for temporary structures, such as the contractor's office, will be minimized to a practical minimum. (MM1)	All area/ Detailed design/ During construction/ During operation	WSD/ Contractor(s)	✓	✓	✓	Implemented	-

EIA Reference	Recommended Environmental Protection Measures/ Mitigation Measures	Objectives of the recommended measures & main concerns to address	Implementation Agent	Implementation Stage			Implementation status	Relevant Legislation & Guidelines
				D	C	O		
S11.10 & 11.11	At the detailed design stage, the design team will seek to minimize the landscape footprint of the Project and above ground facilities, while satisfying all other requirements. (MM2)	All area/ Detailed design/ During construction/ During operation	WSD/ Contractor(s)	✓	✓	✓	Implemented	-
S11.10 & 11.11	Design principles will be adopted to take into account the surrounding area, particularly Clear Water Bay Country Park behind and the nearby waterfront, with due consideration given to: - green roofs where practical (i.e. without equipment on the roof); - roadside planting; - aesthetic treatment of all structures; - vertical greening; - screen planting along application site; and - landscape enhancement with amenity planting where practical including planting along the edge (site boundary) fence with native shrubs where feasible, to reduce their visual impact and blend them into the surrounding landscape. (MM3)	All area/ Detailed design/ During construction/ During operation	WSD/ Contractor(s)	✓	✓	✓	Implemented	-
S11.10 & 11.11	All trees within the Project Site or the potential slope mitigation works area will be carefully protected during construction according to DEVB TCW No. 10/2013 – Tree Preservation (MM4)	All area/ Detailed design/ During construction/ During operation	WSD/ Contractor(s)	✓	✓	✓	Implemented	ETWB TCW No. 3/2006 - Tree Preservation.
S11.10 & 11.11	No tree within the Country Park will be felled. Trees within the Site unavoidably affected by the works will be transplanted where necessary and practical. For trees that need to be felled, compensatory planting will be provided to the satisfaction of relevant Government departments. A compensatory tree planting proposal including locations of tree compensation will be submitted to seek relevant government department's approval, in accordance with DEVB TC(W) No. 10/2013. (MM5)	All area/ Detailed design/ During construction/ During operation	WSD/ Contractor(s)	✓	✓	✓	Implemented	DEVB TC(W) No. 10/2013
S11.10 & 11.11	Any slope mitigation works necessary to address natural terrain hazards, will be minimized to minimize any potential environmental impact to the Country Park e.g. soil nailing and rock stabilization will aim to avoid existing trees e.g. should any restoration of vegetation be necessary, the best planting matrix with native species will be established, with the aim of resembling the existing vegetation. (MM6)	All area/ Detailed design/ During construction/ During operation	WSD/ Contractor(s)	✓	✓	✓	Implemented	
S11.10 & 11.11	Dredging works for the installation of intake structures and outfall diffusers should be minimized to avoid or reduce any potential environmental impacts to as low as reasonably practicable (ALARP). The intake and outfall structures (e.g. intake openings and diffuser heads) will be prefabricated and transferred to site for	All area/ Detailed design/ During construction/ During operation	WSD/ Contractor(s)	✓	✓	✓	Implemented	

EIA Reference	Recommended Environmental Protection Measures/ Mitigation Measures	Objectives of the recommended measures & main concerns to address	Implementation Agent	Implementation Stage			Implementation status	Relevant Legislation & Guidelines
				D	C	O		
	installation. (MM7)							
S11.10 & 11.11	All night-time lighting will be reduced to a practical minimum both in terms of number of level and will be hooded and directional. (MM8) units and lux level and will be hooded and directional. (MM8)	All area/ Detailed design/ During construction/ During operation	WSD/ Contractor(s)	✓	✓	✓	Implemented	-
Landfill Gas Hazard								
S12.7	During all works, safety procedures should be implemented to minimize the risks of fires and explosions, asphyxiation of workers and toxicity effects resulting from contact with contaminated soil and groundwater.	All area/ Detailed design/ During construction/operation	Contractor(s)	✓	✓	✓	Implemented	-
S12.7	During trenching and excavation as well as creation of confined spaces at near to or below ground level, precautions should be clearly laid down and rigidly Gas detection equipment and appropriate breathing apparatus should be available and used when entering confined spaces or trenches deeper than 1 meter.	All area/ Detailed design/ During construction/operation	Contractor(s)	✓	✓	✓	Implemented	
S12.7	The Contractor should make the workers are aware of potential hazards of working in confined spaces (any chamber, manhole or culvert which is large enough to permit access to personnel). Such work in confined spaces is controlled by the Factories and Industrial Undertakings (Confined Spaces) Regulations of the Factories and Industrial Undertakings Ordinance. Following the Safety Guide to Working in Confined Spaces ensures compliance with the above regulations.	All area/ Detailed design/ During construction/operation	Contractor(s)	✓	✓	✓	Implemented	
S12.7	Safety officers, specifically trained with regard to landfill gas and leachate related hazards and the appropriate actions to take in adverse circumstances, should be present on the site throughout the works, in particular, when works are undertaken below grade.	All area/ Detailed design/ During construction/operation	Contractor(s)	✓	✓	✓	Implemented	
S12.7	All personnel who work on site and all visitors to the site should be made aware of the possibility of ignition of gas in the vicinity of the works, the possible presence of contaminated water and the need to avoid physical contact with it.	All area/ Detailed design/ During construction/operation	Contractor(s)	✓	✓	✓	Implemented	
S12.7	Monitoring for landfill gas should be undertaken in all excavations, manholes, chambers (particularly during pipe jacking) and any confined spaces through the use of an intrinsically safe portable instrument, appropriately calibrated and capable of measuring the concentrations of methane. carbon dioxide and oxygen.	All area/ Detailed design/ During construction/operation	Contractor(s)	✓	✓	✓	Implemented	
S12.7	Monitoring frequency and areas to be monitored should be specified prior to commencement of groundwork, either by the Safety Officer, or by an appropriately qualified person. All measurements should be recorded and documented.	All area/ Detailed design/ During construction/operation	Contractor(s)	✓	✓	✓	Implemented	

EIA Reference	Recommended Environmental Protection Measures/ Mitigation Measures	Objectives of the recommended measures & main concerns to address	Implementation Agent	Implementation Stage			Implementation status	Relevant Legislation & Guidelines
				D	C	O		
S12.7	Proceed drilling with adequate care and precautions against the potential hazards which may be encountered.	All area/ Detailed design/ During construction/operation	Contractor(s)	✓	✓	✓	Implemented	
S12.7	Prior to the commencement of the site works, the drilling contractor should devise a 'method-of- working' statement covering all normal and emergency procedures (including but not limited to number of operatives, experience and special skills of operatives, normal method of operations, emergency procedures, *supervisors* responsibilities, storage and use of safety equipment, safety procedures and signs, barriers and guarding). The site *supervisor* and all operatives must be familiar with this statement.	All area/ During construction/operation	Contractor(s)	✓	✓	✓	Implemented	
S12.7	Where below ground service entries are necessary to the Incoming Switchgear Room, 132 kV Substation and Chlorine Store (I) and (II), the entry point should be sealed to prevent gas entry. In addition, any below grade cable trenches entering the Incoming Switchgear Room and 132 kV Substation can become the pathway for landfill gas and hence grilled metal covers should be used.	All area/ Detailed design/ During construction/operation	Contractor(s)	✓	✓	✓	Implemented	
S12.7	It is recommended regular landfill gas monitoring should be carried out at the Incoming Switchgear Room, 132 kV Substation and Chlorine Store (I) and (II). The monitoring frequency will be monthly for the first year of operation. If the monitoring results show no sign of landfill gas migration, reduce the monitoring frequency to once every six months.	All area/ Detailed design/ During construction/operation	Contractor(s)	✓	✓	✓	Implemented	
S12.7	The manholes and utility pits within the Project Site and along the fresh water mains. Each manhole/ utility pit should be monitored with two measurements (at mid depth and base). Each measurement should be monitored for a minimum of 10 minutes. A steady reading and peak reading should be recorded at each manhole/ utility pit and for each measurement. The need for venting the manhole/ utility pit and further monitoring will be reviewed after the initial monitoring.	All area/ Detailed design/ During construction/operation	Contractor(s)	✓	✓	✓	Implemented	
S12.7	All construction, operation and maintenance personnel working on-site as well as visitors should be made aware of the hazards of landfill gas and its possible presence on-site. This should be achieved through a combination of posting warning signs in prominent places and also by access to detailed information on landfill gas hazards and the designs and procedural means by which these hazards are being minimized on-site.	All area/ Detailed design/ During construction/operation	Contractor(s)	✓	✓	✓	Implemented	

Note: D – Design stage C – Construction O – Operation

Appendix C

Impact Monitoring Schedule

The copyright of this document is owned by Acuity Sustainability Consulting Limited. It may not be reproduced except with prior written approval from the Company.

Contract No. 13/WSD/17
Design, Build and Operate First Stage of Tseung Kwan O Desalination Plant

3rd Year Operation Monitoring Programme

Monitoring	Jul-26	Aug-26	Sep-26	Oct-26	Nov-26	Dec-26	Jan-27	Feb-27	Mar-27	Apr-27	May-27	Jun-27
Effluent Quality (2)	✓	✓	✓	✓	✓	✓	✓	✓	✓	✓	✓	✓
Landfill Gas (3)		✓						✓				
Coral (4)		✓			✓			✓			✓	
Fishery (5)			✓					✓				

Remark:

(1) A proposal to update the 3rd to 10th year operational EM&A programme for TKODP Stage 1 was submitted to the EPD on 8 September 2026 and is currently awaiting approval.
(2) In accordance with the discharge license, in-situ effluent quality monitoring will be conducted on a weekly basis and laboratory measurement will be conducted on a monthly basis.
(3) Landfill gas monitoring will be conducted on a six-month basis.
(4) Coral monitoring programme will be updated once the 3rd to 10th year operational EM&A programme for TKODP Stage 1 is approved.
(5) Fishery monitoring will be updated once the 3rd to 10th year operational EM&A programme for TKODP Stage 1 is approved.

Contract No. 13/WSD/17

Design, Build and Operate First Stage of Tseung Kwan O Desalination Plant

Monitoring Schedule (August 2026)

Sun	Mon	Tue	Wed	Thu	Fri	Sat
						1
2	3	4	5	6	7	8
9	10	11	12	13	14	15
				Landfill Gas Monitoring	Landfill Gas Monitoring	
16	17	18	19	20	21	22
23	24	25	26	27	28	29
					Coral Monitoring	
30	31					

Remarks:

1. Landfill Gas Monitoring: Monitoring for buildings, manholes and utility pits within the Project Site and along the fresh water mains.
2. Landfill Gas Parameters: Oxygen, Methane, Carbon Dioxide and Barometric Pressure.
3. Coral Monitoring: Monitoring for 10 Hard coral colonies located in C2, C3 and C8.

Appendix D

Event / Action Plan

The copyright of this document is owned by Acuity Sustainability Consulting Limited. It may not be reproduced except with prior written approval from the Company.

Table D2 Event and Action Plan for Ecology during Operation Phase

Event	Action			
	ET	IEC	Contractor(s)	ER
Non-conformity on one occassion	1. Identify source 2. Inform IEC and ER 3. Discuss remedial actions with IEC, the ER and the Contractor 4. Monitor/ audit/ review remedial actions until rectification has been completed	1. Check monitoring/ auditing results 2. Check the Contractor's working method 3. Discuss with the ET and Contractor on possible remedial measures 4. Advise the ER on effectiveness of proposed remedial measures 5. Check the implementation of remedial measures	1. Take immediate action to avoid further problem 2. Amend working methods if needed 3. Submit proposals for remedial actions to ET, ER and IEC 4. Rectify damage and implement the agreed remedial actions	1. Notify Contractor 2. Ensure remedial measures are properly implemented 3. Consider and instruct, if necessary, the Contractor to slow down or to stop all or part of the works in case of serious non-conformity until situation is rectified
Repeated Non-comformity	1. Identify source 2. Inform IEC, ER, EPD and AFCD 3. Increase monitoring and audit frequency 4. Discuss remedial actions with the IEC, the ER and the Contractor 5. Monitor/ audit/ review remedial actions until rectification has been completed 6. If non-conformity stops, cease additional monitoring/ auditing	1. Check monitoring/ auditing results 2. Check the Contractor's working method 3. Discuss with the ET and Contractor on possible remedial measures 4. Supervise the implementation of remedial measures 5. Advise the ER on effectiveness of proposed remedial measures and keep EPD and AFCD informed	1. Take immediate action to avoid further problem 2. Amend working methods if needed 3. Submit proposals for remedial actions to ET, ER and IEC 4. Rectify damage and implement the agreed remedial actions	1. Notify Contractor 2. Ensure remedial measures are properly implemented 3. Consider and instruct, if necessary, the Contactor to slow down or to stop all or part of the works in the case of serious non-conformity until situation is rectified

Notes : ET = Environmental Team, IEC = Independent Environmental Checker; ER = Engineering Representatives

The copyright of this document is owned by Acuity Sustainability Consulting Limited. It may not be reproduced except with prior written approval from the Company.

Table D3 Event and Action Plan for Operation Phase Coral Monitoring

Event	Action			
	ET Leader	IEC	SOR **	Contractor
Action Level Exceedance	1. Check monitoring data 2. Inform the IEC, SOR and Contractor of the findings; 3. Increase the monitoring to at least once a month to confirm findings; 4. Propose mitigation measures for consideration	1. Discuss monitoring with the ET and the Contractor; 2. Review proposals for additional monitoring and any other measures submitted by the Contractor and advise the SOR accordingly.	1. Discuss with the IEC additional monitoring requirements and any other measures proposed by the ET; 2. Make agreement on the measures to be implemented.	1. Inform the SOR and confirm notification of the non-compliance in writing; 2. Discuss with the ET and the IEC and propose measures to the IEC and the SOR; 3. Implement the agreed measures.
Limit Level Exceedance	1. Undertake Steps 1-4 as in the Action Level Exceedance. If further exceedance of Limit Level, propose enhancement measures for consideration.	1. Discuss monitoring with the ET and the Contractor; 2. Review proposals for additional monitoring and any other measures submitted by the Contractor and advise the SOR accordingly.	1. Discuss with the IEC additional monitoring requirements and any other measures proposed by the ET; 2. Make agreement on the measures to be implemented.	1. Inform the SOR and confirm notification of the non-compliance in writing; 2. Discuss with the ET and the IEC and propose measures to the IEC and the SOR; 3. Implement the agreed measures.

*Remark: ** The "SOR" is equivalent to the "ER" as defined in the EM&A Manual of the Project*

The copyright of this document is owned by Acuity Sustainability Consulting Limited. It may not be reproduced except with prior written approval from the Company.

Table D4 Event and Action Plan for Operation Phase LFG Hazard

Parameters	Level	Action
Oxygen (O_2)	Action Level < 19% O_2	Ventilate trench/void to restore O_2 to > 19%
	Limit Level < 19% O_2	Stop works Evacuate personnel/prohibit entry Increase ventilation to restore O_2 to > 19%
Methane (CH_4)	Action Level >10% LEL	Post "No Smoking" signs Prohibit hot works Increase ventilation to restore CH_4 to <10% LEL
	Limit Level >20% LEL	Stop works Evacuate personnel/prohibit entry Increase ventilation to restore CH_4 to<10% LEL
Carbon Dioxide (CO_2)	Action Level >0.5% CO_2	Ventilate to restore CO_2 to < 0.5%
	Limit Level >1.5% CO_2	Stop works Evacuate personnel / prohibit entry Increase ventilation to restore CO_2 to <0.5%

The copyright of this document is owned by Acuity Sustainability Consulting Limited. It may not be reproduced except with prior written approval from the Company.

Appendix E

Waste Flow Table

The copyright of this document is owned by Acuity Sustainability Consulting Limited. It may not be reproduced except with prior written approval from the Company.

Name of Department: WSD Contract No.: 13/WSD/17

Monthly Summary Waste Flow Table for 2026 (year)

Month	Actual Quantities of Inert C&D Materials Generated Monthly						Actual Quantities of C&D Wastes Generated Monthly				
	Total Quantity Generated	Hard Rock and Large Broken Concrete	Reused in the Contract	Reused in other Projects	Disposed as Public Fill	Imported Fill	Metals	Paper/ cardboard packaging	Plastics (see Note 3)	Chemical Waste	Others, e.g. general refuse
	(in '000kg)	(in '000kg)	(in '000kg)	(in '000kg)	(in '000kg)	(in '000kg)	(in '000 kg)	(in '000kg)	(in '000kg)	(in '000kg)	(in '000kg)
Jan	0.000	0.000	0.000	0.000	0.000	0.000	0.000	0.000	0.000	0.000	22.300
Feb	0.000	0.000	0.000	0.000	0.000	0.000	0.000	0.000	0.000	0.000	18.070
Mar	0.000	0.000	0.000	0.000	0.000	0.000	0.000	0.000	0.000	0.000	66.120
Apr	0.000	0.000	0.000	0.000	0.000	0.000	0.000	0.000	0.000	0.000	88.530
May	0.000	0.000	0.000	0.000	0.000	0.000	0.000	0.000	0.000	0.000	5.890
Jun	0.000	0.000	0.000	0.000	0.000	0.000	0.000	0.000	0.000	0.000	2.680
Sub-total	0.000	0.000	0.000	0.000	0.000	0.000	0.000	0.000	0.000	0.000	203.590
Jul	0.000	0.000	0.000	0.000	0.000	0.000	0.000	0.000	0.000	0.000	3.380
Aug	0.000	0.000	0.000	0.000	0.000	0.000	0.000	0.000	0.000	0.000	4.550
Sep											
Oct											
Nov											
Dec											
Total	0.000	0.000	0.000	0.000	0.000	0.000	0.000	0.000	0.000	0.000	211.520

Notes:

(1) The performance targets are given in Section 1.69 of Specification B

(2) The waste flow table shall also include C&D materials that are specified in the Contract to be imported for use at the Site.

(3) Plastics refer to plastic bottles/containers, plastic sheets/ foam from packaging material

Appendix F

Site Inspection Proforma

The copyright of this document is owned by Acuity Sustainability Consulting Limited. It may not be reproduced except with prior written approval from the Company.

ACUITY sustainability
Member of the Aurecon Group

aurecon

Contract no. 13/WSD/17 Design, Build and Operate First Stage of Tseung Kwan O Desalination Plant

WEEKLY ENVIRONMENTAL INSPECTION CHECKLIST

Inspection Date: 6/8/2026 **Inspected by:** ET: Toby Wan SO: _____ WSD: _____
Contractor: Tommy Law IEC: _____
Inspection Time: 14:00

Weather							
Condition	☐ Sunny	☑ Fine	☐ Overcast	☐ Drizzle	☐ Rain	☐ Storm	☐ Hazy
Temperature	29.8 °C		**Humidity**	☑ High	☐ Moderate	☐ Low	
Wind	☑ Calm	☐ Light	☐ Breeze	☐ Strong			

Item No.	EIA ref.		N/A	Yes	No	Photo/Remarks
0.00	**General**					
0.01		Is the current Environmental Permit displayed conspicuously at all vehicle site entrances/exits for public's information at any time?	☐	☑	☐	
0.02		Is ET Leader's log-book kept readily available for inspections?	☐	☑	☐	
1.00	**Air Quality**					
1.01	S4.8.2	Is the the treatment and storage of the chemical sludge enclosed inside building structure?	☐	☑	☐	
1.02	S4.8.2	Is the sludge treatment equipped Forced ventilation system with sufficient air change rate?	☑	☐	☐	
1.03	S4.8.2	Is the exhaust discharge directed away from ASRs as far as practicable?	☐	☑	☐	
1.04	S4.8.2	Is the chemical sludge produced at the desalination plant removed off-site regularly to avoid accumulation of potentially odourous materials on site?	☐	☑	☐	
1.05	S4.8.2	Is dewatered sludge to landfill handled and transported properly to minimise odour nuisance to nearby ASRs?	☐	☑	☐	
1.06	S4.8.2	Are the trucks fully enclosed during transporting the dewatered sludge to the landfill to minimise any off-site odour impact during the transportation process?	☐	☑	☐	
2.00	**Waste Management**					
2.02	S8.5.2	Is a recording system implemented to record the amount of wastes generated, recycled and disposed of?	☐	☑	☐	
2.03	S8.5.2	Is a trip-ticket system implemented to monitor the disposal of solid wastes at public filling facilities and landfills?	☑	☐	☐	
2.04	S8.5.2	Is the Contractor registered as a chemical waste producer?	☐	☑	☐	
2.05	S8.5.2	Is chemical waste separated from other waste and collected by a licensed chemical waste collector?	☐	☑	☐	
2.06	S8.5.2	Are trip tickets for chemical waste disposal available for inspection?	☑	☐	☐	
2.07	S8.5.2	Is drip tray provided for chemical storage?	☐	☑	☐	
2.08	S8.5.2	Are all containers for chemical waste properly labelled?	☐	☑	☐	
2.09	S8.5.2	Is chemical waste storage area used solely for storage of chemical waste and properly labelled?	☐	☑	☐	

ACUITY sustainability
Member of the Aurecon Group

aurecon

Contract no. 13/WSD/17 Design, Build and Operate First Stage of Tseung Kwan O Desalination Plant

Item No.	EIA ref.		N/A	Yes	No	Photo/Remarks
2.10	S8.5.2	Are incompatible chemical wastes stored in different areas?		✓		
2.11	S8.5.2	Is the chemical waste storage area enclosed on at least 3 sides and adequately ventilated?		✓		
2.12	S8.5.2	Is an impermeable floor and bunding, of capacity to accommodate 110% of the volume of the largest container or of 20% by volume of the chemical waste stored in that area, whichever is the greatest, provide?		✓		
2.13	S8.5.2	Are a routine cleaning and maintenance programme implemented for drainage systems, sump pits, and oil interceptors?		✓		
2.14	S8.5.2	Are sufficient general refuse disposal/collection points provided on site?		✓		
2.15	S8.5.2	Is general refuse disposed of properly and regularly?		✓		
2.16	S8.5.2	Are appropriate measures adopted to minimize windblown litter and dust during transportation of waste?		✓		
2.17	S8.5.2	Are individual collectors for aluminum cans, plastic bottles and packaging material and office paper provided to encourage waste segregation?		✓		
2.18	S8.5.2	Is the dewatered sludge met the minimum dry solid content (30%) in the to be disposed of at landfills?		✓		
2.19	S8.5.2	Is a dumping license obtained to deliver public fill to public filling areas?	✓			
3.00	**Landscape and Visual**					
3.01	S11.10 & 11.11	Are Is site hoarding provided?		✓		
3.02	S11.10 & 11.11	Are vegetation disturbance minimized or soil protected to reduce potential soil erosion?		✓		
3.03	S11.10 & 11.11	Is construction light oriented away from the sensitive receivers?		✓		
3.04	S11.10 & 11.11	Is grass hydroseeding provided to slopes as soon as the completion of works?		✓		
3.05	S11.10 & 11.11	Are damages to trees outside site boundary due construction works avoided?		✓		
3.06	S11.10 & 11.11	Are excavation works carried out manually instead of machinery operation within 2.5m vicinity of any preserved trees?	✓			
3.07	S11.10 & 11.11	Are the retained and transplanted tree(s) properly protected and in good conditions?		✓		
3.08	S11.10 & 11.11	Are surgery works carried out for damaged trees?	✓			
4.00		**Landfill Gas Hazard**				
4.01	S12.7	Are the safety procedures implemented to minimise the risks of fires and explosions, asphyxiation of works and toxicity effects during all works?		✓		
4.02	S12.7	Are the gas detection equipment and precautions being used during trenching and excavation as well as creation of confined spaces?		✓		
4.03	S12.7	Are the training with regard to the awareness of potential hazards of working in confined spaces provided from the Contractor to the workers?		✓		

Contract no. 13/WSD/17 Design, Build and Operate First Stage of Tseung Kwan O Desalination Plant

Item No.	EIA ref.		N/A	Yes	No	Photo/Remarks
4.04	S12.7	Are the safety officers trained with regard to landfill gas and leachate related hazards and presented on the site throughout the works undertaken below grade?		✓		
4.05	S12.7	Are the all personnel working on site and all visitor made aware of the possibility of ignition of gas, the possible presence of contaminated water and the need to avoid physical contact?		✓		
4.06	S12.7	Is the monitoring of landfill gas being undertaken in all excavations, manholes, chambers and any confined spaces?		✓		
4.07	S12.7	Are the monitoring frequency and areas being specified by the safety officers or appropriately qualified person? Are the all measurements being recorded and documented?		✓		
4.08	S12.7	Is the drilling proceeded with adequate care and precautions against the potential hazards?		✓		
4.09	S12.7	Is the method statement covering all normal and emergency procedures provided by the drilling contractor prior to the commencement of the site works?	✓			
4.10	S12.7	Are the below ground services entries being sealed to prevent gas entry? Are the grilled metal covers being used for below grade cable trenches?		✓		
4.11	S12.7	Is each manhole or utility pit monitored with two measurements (at mid-depth and base) for minimum of 10 minutes? Is the steady reading and peak reading recorded at each manhole or utility pit?		✓		
4.12	S12.7	Are the warning signs of the hazards of landfill gas and its possible presence on site posted in prominent places?		✓		
5.00		**Overall**				
5.01		Is the EM&A properly implemented in general?		✓		

ACUITY sustainability
Member of the Aurecon Group

aurecon

Contract no. 13/WSD/17 Design, Build and Operate First Stage of Tseung Kwan O Desalination Plant

Remark / Follow up of Observation(s) and Non-compliance(s) of Last Weekly Site Inspection:

No major environmental issue was observed during the site inspection.

Signatures:

ET Representative	Contractor's Representative	Supervising Officer's Representative	IEC's Representative	WSD's Representative
(Name: Toby Wan) 2026-8-6	(Name:) 2026-8-6	(Name:)	(Name:)	(Name:)

ACUITY sustainability
Member of the Aurecon Group

aurecon

Contract no. 13/WSD/17 Design, Build and Operate First Stage of Tseung Kwan O Desalination Plant

WEEKLY ENVIRONMENTAL INSPECTION CHECKLIST

Inspection Date: 21/08/2026 **Inspected by:** ET: Jack Chow SO: _____ WSD: _____

Contractor: Tommy Law IEC: Roy Hung

Inspection Time: 14:00

Weather

Condition	☐ Sunny	☑ Fine	☐ Overcast	☐ Drizzle	☐ Rain	☐ Storm	☐ Hazy
Temperature	28.2 °C		**Humidity**	☑ High	☐ Moderate	☐ Low	
Wind	☑ Calm	☐ Light	☐ Breeze	☐ Strong			

Item No.	EIA ref.		N/A	Yes	No	Photo/Remarks
0.00	**General**					
0.01		Is the current Environmental Permit displayed conspicuously at all vehicle site entrances/exits for public's information at any time?	☐	☑	☐	
0.02		Is ET Leader's log-book kept readily available for inspections?	☐	☑	☐	
1.00	**Air Quality**					
1.01	S4.8.2	Is the the treatment and storage of the chemical sludge enclosed inside building structure?	☐	☑	☐	
1.02	S4.8.2	Is the sludge treatment equipped Forced ventilation system with sufficient air change rate?	☑	☐	☐	
1.03	S4.8.2	Is the exhaust discharge directed away from ASRs as far as practicable?	☐	☑	☐	
1.04	S4.8.2	Is the chemical sludge produced at the desalination plant removed off-site regularly to avoid accumulation of potentially odourous materials on site?	☐	☑	☐	
1.05	S4.8.2	Is dewatered sludge to landfill handled and transported properly to minimise odour nuisance to nearby ASRs?	☐	☑	☐	
1.06	S4.8.2	Are the trucks fully enclosed during transporting the dewatered sludge to the landfill to minimise any off-site odour impact during the transportation process?	☐	☑	☐	
2.00	**Waste Management**					
2.02	S8.5.2	Is a recording system implemented to record the amount of wastes generated, recycled and disposed of?	☐	☑	☐	
2.03	S8.5.2	Is a trip-ticket system implemented to monitor the disposal of solid wastes at public filling facilities and landfills?	☑	☐	☐	
2.04	S8.5.2	Is the Contractor registered as a chemical waste producer?	☐	☑	☐	
2.05	S8.5.2	Is chemical waste separated from other waste and collected by a licensed chemical waste collector?	☐	☑	☐	
2.06	S8.5.2	Are trip tickets for chemical waste disposal available for inspection?	☑	☐	☐	
2.07	S8.5.2	Is drip tray provided for chemical storage?	☐	☑	☐	
2.08	S8.5.2	Are all containers for chemical waste properly labelled?	☐	☑	☐	
2.09	S8.5.2	Is chemical waste storage area used solely for storage of chemical waste and properly labelled?	☐	☑	☐	

ACUITY sustainability
Member of the Aurecon Group

aurecon

Contract no. 13/WSD/17 Design, Build and Operate First Stage of Tseung Kwan O Desalination Plant

Item No.	EIA ref.		N/A	Yes	No	Photo/Remarks
2.10	S8.5.2	Are incompatible chemical wastes stored in different areas?		✓		
2.11	S8.5.2	Is the chemical waste storage area enclosed on at least 3 sides and adequately ventilated?		✓		
2.12	S8.5.2	Is an impermeable floor and bunding, of capacity to accommodate 110% of the volume of the largest container or of 20% by volume of the chemical waste stored in that area, whichever is the greatest, provide?		✓		
2.13	S8.5.2	Are a routine cleaning and maintenance programme implemented for drainage systems, sump pits, and oil interceptors?		✓		
2.14	S8.5.2	Are sufficient general refuse disposal/collection points provided on site?		✓		
2.15	S8.5.2	Is general refuse disposed of properly and regularly?		✓		
2.16	S8.5.2	Are appropriate measures adopted to minimize windblown litter and dust during transportation of waste?		✓		
2.17	S8.5.2	Are individual collectors for aluminum cans, plastic bottles and packaging material and office paper provided to encourage waste segregation?		✓		
2.18	S8.5.2	Is the dewatered sludge met the minimum dry solid content (30%) in the to be disposed of at landfills?		✓		
2.19	S8.5.2	Is a dumping license obtained to deliver public fill to public filling areas?	✓			
3.00	**Landscape and Visual**					
3.01	S11.10 & 11.11	Are Is site hoarding provided?		✓		
3.02	S11.10 & 11.11	Are vegetation disturbance minimized or soil protected to reduce potential soil erosion?		✓		
3.03	S11.10 & 11.11	Is construction light oriented away from the sensitive receivers?		✓		
3.04	S11.10 & 11.11	Is grass hydroseeding provided to slopes as soon as the completion of works?		✓		
3.05	S11.10 & 11.11	Are damages to trees outside site boundary due construction works avoided?		✓		
3.06	S11.10 & 11.11	Are excavation works carried out manually instead of machinery operation within 2.5m vicinity of any preserved trees?	✓			
3.07	S11.10 & 11.11	Are the retained and transplanted tree(s) properly protected and in good conditions?		✓		
3.08	S11.10 & 11.11	Are surgery works carried out for damaged trees?	✓			
4.00		**Landfill Gas Hazard**				
4.01	S12.7	Are the safety procedures implemented to minimise the risks of fires and explosions, asphyxiation of works and toxicity effects during all works?		✓		
4.02	S12.7	Are the gas detection equipment and precautions being used during trenching and excavation as well as creation of confined spaces?		✓		
4.03	S12.7	Are the training with regard to the awareness of potential hazards of working in confined spaces provided from the Contractor to the workers?		✓		

Contract no. 13/WSD/17 Design, Build and Operate First Stage of Tseung Kwan O Desalination Plant

Item No.	EIA ref.		N/A	Yes	No	Photo/Remarks
4.04	S12.7	Are the safety officers trained with regard to landfill gas and leachate related hazards and presented on the site throughout the works undertaken below grade?		✓		
4.05	S12.7	Are the all personnel working on site and all visitor made aware of the possibility of ignition of gas, the possible presence of contaminated water and the need to avoid physical contact?		✓		
4.06	S12.7	Is the monitoring of landfill gas being undertaken in all excavations, manholes, chambers and any confined spaces?		✓		
4.07	S12.7	Are the monitoring frequency and areas being specified by the safety officers or appropriately qualified person? Are the all measurements being recorded and documented?		✓		
4.08	S12.7	Is the drilling proceeded with adequate care and precautions against the potential hazards?		✓		
4.09	S12.7	Is the method statement covering all normal and emergency procedures provided by the drilling contractor prior to the commencement of the site works?	✓			
4.10	S12.7	Are the below ground services entries being sealed to prevent gas entry? Are the grilled metal covers being used for below grade cable trenches?		✓		
4.11	S12.7	Is each manhole or utility pit monitored with two measurements (at mid-depth and base) for minimum of 10 minutes? Is the steady reading and peak reading recorded at each manhole or utility pit?		✓		
4.12	S12.7	Are the warning signs of the hazards of landfill gas and its possible presence on site posted in prominent places?		✓		
5.00		**Overall**				
5.01		Is the EM&A properly implemented in general?		✓		

ACUITY sustainability
Member of the Aurecon Group

aurecon

Contract no. 13/WSD/17 Design, Build and Operate First Stage of Tseung Kwan O Desalination Plant

Remark / Follow up of Observation(s) and Non-compliance(s) of Last Weekly Site Inspection:

No major environmental issue was observed during the site inspection

Signatures:

ET Representative	Contractor's Representative	Supervising Officer's Representative	IEC's Representative	WSD's Representative
(Name: Jack Chou) 21-8-2016	(Name: Tony) 21/8/16	(Name:)	(Name: Roy Hy) 21/8/2016	(Name:)

Appendix G

Complaint Log

The copyright of this document is owned by Acuity Sustainability Consulting Limited. It may not be reproduced except with prior written approval from the Company.

Statistical Summary of Environmental Complaints

Reporting Period	Environmental Complaint Statistics		
	Frequency	Cumulative	Complaint Nature
1 – 31 August 2026	0	2	N/A

Statistical Summary of Environmental Summons

Reporting Period	Environmental Summons Statistics		
	Frequency	Cumulative	Details
1 – 31 August 2026	0	0	N/A

Statistical Summary of Environmental Prosecution

Reporting Period	Environmental Prosecution Statistics		
	Frequency	Cumulative	Details
1 – 31 August 2026	0	0	N/A

The copyright of this document is owned by Acuity Sustainability Consulting Limited. It may not be reproduced except with prior written approval from the Company.

Appendix H

Landfill Gas Monitoring Results

The copyright of this document is owned by Acuity Sustainability Consulting Limited. It may not be reproduced except with prior written approval from the Company.

Contract No. 13/WSD/17
Tseung Kwan O Desalination Plant Phase 1

AJC JOINT VENTURE

Landfill Gas Monitoring – Field Measurement Recording Sheet

Name of site: Tseung Kwan O Desalination Plant Phase 1

Sampling equipment used:	Dates calibrated
Altair 5X 221165	10/4/26

Sample location	Date of measurement	Sampling time	Monitoring wells / Surface Gas Emission							
			Weather condition	Balance gas (%)	Flammable gas (methane %)	Carbon dioxide (%)	Oxygen (%)	Temp °C	Pressure mBar	Remark
MH1-Mid	13/8/26	0700	Sunny	0	0	0.01	20.4	31	1005	
MH1-Base	13/8/26	0730	Sunny	0	0	0.01	20.5	31	1005	
MH2-Mid	13/8/26	0800	Sunny	0	0	0.01	20.7	31	1005	
MH2-Base	13/8/26	0830	Sunny	0	0	0.01	20.4	31	1005	
MH3-Mid	13/8/26	0900	Sunny	0	0	0.01	20.7	31	1005	
MH3-Base	13/8/26	0945	Sunny	0	0	0.01	20.5	31	1005	
MH4-Mid	13/8/26	10:28	Sunny	0	0	0.01	20.6	31	1005	
MH4-Base	13/8/26	11:17	Sunny	0	0	0.01	20.6	31	1005	
MH5-Mid	13/8/26	11:58	Sunny	0	0	0.01	20.7	31	1005	
MH5-Base	13/8/26	12:30	Sunny	0	0	0.01	20.7	31	1005	
MH6-Mid	13/8/26	13:05	Sunny	0	0	0.01	20.8	31	1005	

	Name & Designation	Signature	Date
Prepared by field operator:	[illegible]	[illegible]	13/8/26
Checked by:	[illegible]	[illegible]	13/8/26

Contract No. 13/WSD/17
Tseung Kwan O Desalination Plant Phase 1

AJC JOINT VENTURE

Landfill Gas Monitoring – Field Measurement Recording Sheet

Name of site: Tseung Kwan O Desalination Plant Phase 1

Sampling equipment used:	Dates calibrated
Altair 5X 221168	10/4/26

Sample location	Date of measurement	Sampling time	Monitoring wells / Surface Gas Emission							
			Weather condition	Balance gas (%)	Flammable gas (methane %)	Carbon dioxide (%)	Oxygen (%)	Temp °C	Pressure mBar	Remark
MW6-Base	13/8/26	13:38	Sunny	0	0	0.01	20.5	31	1005	
MW7-Mid	13/8/26	14:07	Sunny	0	0	0.01	20.7	31	1005	
MW7-Base	13/8/26	14:38	Sunny	0	0	0.01	20.5	31	1005	
MW8-Mid	13/8/26	15:17	Sunny	0	0	0.01	20.4	31	1005	
MW8-Base	13/8/26	15:50	Sunny	0	0	0.01	20.5	31	1005	
MW9-Mid	13/8/26	16:25	Sunny	0	0	0.01	20.6	31	1005	
MW9-Base	13/8/26	16:57	Sunny	0	0	0.01	20.7	31	1005	
MW10-Mid	13/8/26	17:32	Sunny	0	0	0.01	20.5	31	1005	
MW10-Base	13/8/26	18:05	Sunny	0	0	0.01	20.0	31	1005	
MW11-Mid	13/8/26	18:40	Sunny	0	0	0.01	20.9	31	1005	
MW11-Base	13/8/26	19:05	Sunny	0	0	0.01	20.5	31	1005	

	Name & Designation	Signature	Date
Prepared by field operator:	[illegible]	[illegible]	13/8/26
Checked by:	[illegible]	[illegible]	13/8/26

Contract No. 13/WSD/17
Tseung Kwan O Desalination Plant Phase 1

acciona JEC CSJEC
AJC JOINT VENTURE

Landfill Gas Monitoring – Field Measurement Recording Sheet

Name of site: Tseung Kwan O Desalination Plant Phase 1

Sampling equipment used:	Dates calibrated
Altair 5X 221165	10/4/26

Sample location	Date of measurement	Sampling time	Monitoring wells / Surface Gas Emission							
			Weather condition	Balance gas (%)	Flammable gas (methane %)	Carbon dioxide (%)	Oxygen (%)	Temp °C	Pressure mBar	Remark
MH12-Mid	14/8/26	0700	Rain	0	0	0.01	20.4	27	1005	
MH12-Back	14/8/26	0730	Rain	0	0	0.01	20.7	27	1005	
MH13-Mid	14/8/26	0805	Rain	0	0	0.01	20.8	27	1005	
MH13-Back	14/8/26	0840	Rain	0	0	0.01	20.6	27	1005	
MH14-Mid	14/8/26	0920	Rain	0	0	0.01	20.8	27	1005	
MH14-Back	14/8/26	0955	Rain	0	0	0.01	20.4	27	1005	
MH15-Mid	14/8/26	10:40	Rain	0	0	0.01	20.5	27	1005	
MH15-Back	14/8/26	11:30	Rain	0	0	0.01	20.7	27	1005	
MH16-Mid	14/8/26	12:05	Rain	0	0	0.01	20.8	27	1005	
MH16-Back	14/8/26	12:40	Rain	0	0	0.01	20.4	27	1005	
MH17-Mid	14/8/26	13:15	Rain	0	0	0.01	20.5	27	1005	

	Name & Designation	Signature	Date
Prepared by field operator:	[signature]	[signature]	14/8/26
Checked by:	[signature]	[signature]	14/8/26

Contract No. 13/WSD/17
Tseung Kwan O Desalination Plant Phase 1

acciona JEC CSJEC
AJC JOINT VENTURE

Landfill Gas Monitoring – Field Measurement Recording Sheet

Name of site: Tseung Kwan O Desalination Plant Phase 1

Sampling equipment used:	Dates calibrated
A Hair 5K 221165	10/4/26

Sample location	Date of measurement	Sampling time	Monitoring wells / Surface Gas Emission							
			Weather condition	Balance gas (%)	Flammable gas (methane %)	Carbon dioxide (%)	Oxygen (%)	Temp °C	Pressure mBar	Remark
MH17-Buzz	14/8/26	13:50	Rain	0	0	0.01	20.8	27	1008	
132kV substation	14/8/26	14:30	Rain	0	0	0.01	20.8	27	1008	
Treat water	14/8/26	15:05	Rain	0	0	0.01	20.4	27	1008	
Pumping Station										
PWT	14/8/26	15:40	Rain	0	0	0.01	20.6	27	1008	
Chorine Tank	14/8/26	16:20	Rain	0	0	0.01	20.7	27	1008	
Tank										
Switch Room	14/8/26	16:55	Rain	0	0	0.01	20.4	27	1008	
Stand By Generator	14/8/26	17:35	Rain	0	0	0.01	20.5	27	1008	

	Name & Designation	Signature	Date
Prepared by field operator:	[signature]	[signature]	14/8/26
Checked by:	[signature]	[signature]	14/8/26

Appendix I

Calibration Certification for Landfill Gas Meter

The copyright of this document is owned by Acuity Sustainability Consulting Limited. It may not be reproduced except with prior written approval from the Company.

MSA Hong Kong Ltd.
Unit 2201-02, 22/F, Millennium City 2, 378 Kwun Tong Road, Kowloon, Hong Kong
Tel 852-22587588 Fax 25478780 Email info.hk@msasafety.com Website www.msasafety.com

Ref. 2026/04/009 Date: 10-Apr-26
Customer Blue Pearl TKO Desalination Limited

CERTIFICATE FOR CALIBRATION CHECK TEST

Model	Serial No.	Calibration Check Gas	Regulator	Full Scale	Response
Altair 5X	221165	1.45% Methane,	.25litre/min	100% LEL	29% LEL
		15% Oxygen		30% Vol	15% O2
		60ppm Carbon Monoxide		1999 ppm	60 ppm CO
		20ppm Hydrogen Sulfide		200 ppm	20 ppm H2S
		10% Vol Carbon Dioxide		10% Vol	3% CO2

Remarks: Regular inspection completed. Calibration passed

MSA Hong Kong Ltd. certify that instrument/s listed above has/have been calibrated check tested on: 10-Apr-26

This instrument was calibrated in accordance with all requirements of the specifications of MSA.

This instrument must be calibration checked prior to use in accordance with the instruction manual.

This instrument was calibrated using NIST traceable equipment and was in accordance with all requirements of the drawings and specifications of MSA.

For and on behalf of
MSA Hong Kong Ltd.

MSA HONG KONG LIMITED

Authorised Signature

Appendix J

Coral Survey Report

The copyright of this document is owned by Acuity Sustainability Consulting Limited. It may not be reproduced except with prior written approval from the Company.

1 INTRODUCTION

1.1 Background

1.1.1 The Project, Design, Build and Operate First Stage of Tseung Kwan O Desalination Plant (TKODP), is a Designated Project under the Environmental Impact Assessment Ordinance (Cap. 499) (EIAO) and is currently governed by a Further Environmental Permit (EP No. FEP – 01/503/2015/B) for the construction and operation of the Project.

1.1.2 The Jardine Engineering Corporation, Limited, China State Construction Engineering (Hong Kong) Limited and Acciona Agua, S.A. Trading As AJC Joint Venture (AJCJV) is contracted to carry out the Design, Build and Operate First Stage of Tseung Kwan O Desalination Plant (TKODP) under Contract No. 13/WSD/17 (the Project).

1.1.3 Acuity Sustainability Consulting Limited (ASCL) is commissioned by AJCJV to undertake the Environmental Team (ET) services as required and/or implied, both explicitly and implicitly, in the Environmental Permit (EP), Environmental Impact Assessment Report (EIA Report) (Register No. AEIAR-192/2015) and Environmental Monitoring and Audit Manual (EM&A Manual) for the Project; and to carry out the Environmental Monitoring and Audit (EM&A) programme in fulfillment of the EIA Report's EM&A requirements and Contract No. 13/WSD/17 Specification requirements.

1.1.4 The proposed Desalination Plant at Tseung Kwan O (TKODP) will produce potable water with an initial capacity of 135 million litres per day (MLD), expandable to an ultimate capacity of 270 MLD in the future to provide a secure and alternative fresh water resource complying with the World Health Organization (WHO) standards. The plant will adopt the Seawater Reverse Osmosis (SWRO) technology, which dominates the market due to its reliability and progressive reduction in cost as the technology advances.

1.1.5 A baseline coral survey was conducted in October 2023 to verify the validity of the pervious EIA findings as well as to provide updated coral data for impact monitoring during the construction and operation phases. Two indirect impact sites and one control site were identified during the baseline coral survey for impact monitoring.

2 Methodology

2.1 All tagged coral colonies in C2, C3 and C8 will be monitored monthly during the Project operation. The monitoring team will record the following parameters (using the same methodology adopted during the pre-construction phase survey): size, presence, survival, health conditions (percentage of mortality) and percentage of sediment of each tagged coral colonies. The general environmental conditions during the survey date will also be monitored.

2.2 Photographic records of the tagged coral colonies will be taken as far as possible maintaining the same aspect and orientation as photographs taken for the pre-translocation surveys. All the tags for marking coral colonies will be removed / retrieved once the monitoring programme is completed.

2.3 The results of the operation phase monitoring surveys should be reviewed with reference to findings of the baseline survey.

2.4 If, during the operation phase monitoring, observations of any die-off / abnormal conditions of the tagged corals are made, the ET will inform the Contractor, Independent Environmental Checker (IEC)/ Environmental Project Office (ENPO), Agriculture, Fisheries and Conservation Department (AFCD) and in liaison with AFCD investigate any measures needed.

2.5 Monitoring result will be reviewed and be compared against the Action Level and Limit Level (AL/LL) as set out in Table 2-1. Actions specified on Table 2-2 will be taken by ET, IEC, SOR and Contractor shall there be exceedance of AL/LL

Table 2-1 Action and Limit Levels for Operation Phase Coral Monitoring

Parameter	Action Level Definition	Limit Level Definition
Mortality	If during Impact Monitoring a 15% increase in the percentage of partial mortality on the corals occurs at more than 20% of the tagged indirect impact site coral colonies that is not recorded on the tagged corals at the control site, then the Action Level is exceeded	If during Impact Monitoring a 25% increase in the percentage of partial mortality on the corals occurs at more than 20% of the tagged indirect impact site coral colonies that is not recorded on the tagged corals at the control site, then the Limit Level is exceeded

Note: If the defined Action Level or Limit Level for coral monitoring is exceeded, the actions as set out in Table 5-4 will be implemented.

Table 2-2 Event and Action Plan for Operation Phase Monitoring

Event	Action			
	ET Leader	IEC	SOR	Contractor
Action Level Exceedance	1. Check monitoring data 2. Inform the IEC, SOR and Contractor of the findings; 3. Increase the monitoring to at least once a month to confirm findings; 4. Propose mitigation measures for consideration	1. Discuss monitoring with the ET and the Contractor; 2. Review proposals for additional monitoring and any other measures submitted by the Contractor and advise the SOR accordingly.	1. Discuss with the IEC additional monitoring requirements and any other measures proposed by the ET; 2. Make agreement on the measures to be implemented.	1. Inform the SOR and confirm notification of the non-compliance in writing; 2. Discuss with the ET and the IEC and propose measures to the IEC and the SOR; 3. Implement the agreed measures.

Remark: ** The “SOR” is equivalent to the “ER” as defined in the EM&A Manual of the Project

3. Result

3.1 The August 2026 operation phase monitoring were performed on 28th August 2026 for both Indirect Impact Sites and Control Site (Figure 1 and 2); and the weather conditions were summarized in Table 3.1.

Table 3.1 Weather Condition for the August 2026 Operation Phase Monitoring

Date	Condition	Average Underwater Visibility
28 August 2026	- Southwest 4 to 5 - Sunny	0.5 – 1 m

3.2 Ten (10) hard coral colonies in C2, C3 and C8 were monitored at each site of Control and Indirect Impact sites as suggested in the Operation Phase Monitoring Plan. The general health conditions (size, mortality, bleaching and sediment) were recorded and summarized in Table 3.2, Table 3.3 and Table 3.4 Photos of each tagged coral colonies were taken during the monitoring activities and shown in Appendix A (Photo Plate A, B and C).

3.3 All other tagged coral colonies showed good health condition during the August 2026 Monitoring survey.

Table 3.2 Sizes, Condition, Mortality, Bleaching and Sediment of 10 Natural Coral Colonies at Control Site C8 during August 2026 Coral Monitoring Survey

Tag #	Species	Size (cm) – Max. Diameter	Condition	Mortality (%)		Bleaching (%)		Sediment (%)	
				Baseline	28-Aug	Baseline	28-Aug	Baseline	28-Aug
1	*Favites pentagona*	84	Good	0	0	0	0	0	0
2	*Porites lutea*	66	Good	0	0	0	0	0	0
3	*Plesiastrea versipora*	43	Good	0	0	0	0	0	0
4	*Platygyra carnosus*	36	Good	0	0	0	0	0	0
5	*Acropora solitaryensis*	42	Good	0	0	0	0	0	0
6	*Acropora solitaryensis*	55	Good	0	0	0	0	0	0
7	*Bernardpora stutchburyi*	28	Good	0	0	0	0	0	0
8	*Favites pentagona*	29	Good	0	0	0	0	0	0
9	*Platygyra carnosus*	34	Good	0	0	0	0	0	0
10	*Acropora solitaryensis*	41	Good	0	0	0	0	0	0

Table 3.3 Sizes, Condition, Mortality, Bleaching and Sediment of 10 Natural Coral Colonies at Indirect Impact Site C2 during August 2026 Coral Monitoring Survey

Tag #	Species	Size (cm) – Max. Diameter	Condition	Mortality (%)		Bleaching (%)		Sediment (%)	
				Baseline	28-Aug	Baseline	28-Aug	Baseline	28-Aug
1#	*Dipsastraea speciosa*	25	Good	0	0	0	0	0	0

2	*Favites abdita*	45	Good	0	0	0	0	0	0
3	*Duncanopsammia peltata*	52	Good	0	0	0	0	0	0
4	*Platygyra carnosus*	23	Good	0	0	0	0	0	0
5	*Favites pentagona*	25	Good	0	0	0	0	0	0
6	*Plesiastrea versipora*	26	Good	0	0	0	0	0	0
7	*Dipsastraea rotumana*	32	Good	0	0	0	0	0	0
8	*Dipsastraea speciosa*	25	Good	0	0	0	0	0	0
9	*Porites lutea*	44	Good	0	0	0	0	0	0
10	*Porites lutea*	49	Good	0	0	0	0	0	0

Table 3.4 Sizes, Condition, Mortality, Bleaching and Sediment of 10 Natural Coral Colonies at Indirect Impact Site C3 during August 2026 Coral Monitoring Survey

Tag #	Species	Size (cm) – Max. Diameter	Condition	Mortality (%)		Bleaching (%)		Sediment (%)	
				Baseline	28-Aug	Baseline	28-Aug	Baseline	28-Aug
11	*Acropora solitaryensis*	47	Fair	0	40	0	0	0	0
12	*Platygyra carnosa*	36	Good	0	0	0	0	0	0
13	*Favites pentagona*	36	Good	0	0	0	0	0	0
14	*Platygyra carnosa*	28	Good	0	0	0	0	0	0
15	*Dipsastraea veroni*	32	Fair	0	0	0	0	0	0
16	*Favites flexuosa*	27	Good	0	0	0	0	0	0
17	*Favites chinensis*	63	Good	0	10	0	0	0	0
18	*Plesiastrea versipora*	26	Good	0	10	0	0	0	0
19	*Duncanopsammia peltata*	37	Good	0	0	0	0	0	0
20	*Platygyra carnosus*	31	Good	0	0	0	0	0	0

4. Discussion and Conclusion

4.1 The August 2026 coral monitoring survey were carried out in the indirect impact area (C2 and C3) and control site (C8) on 26th August 2026. A total of 30 tagged coral colonies (10 at control site and 20 and two indirect impact sites) were monitored.

4.2 No sediment, bleaching or increased mortality in the general condition of all other tagged coral colonies were observed during the monthly operation phase monitoring period. No deterioration of the coral community was observed in the ecological monitoring results when compared with the baseline ecological monitoring results. There is no AL/LL exceedance during the monitoring period. Photos of each tagged corals colonies were taken and shown in Appendix A (Photo Plates A, B and C).

Figure 1 Two Proposed Indirect Impact Sites (C2 and C3) during Operation Phase

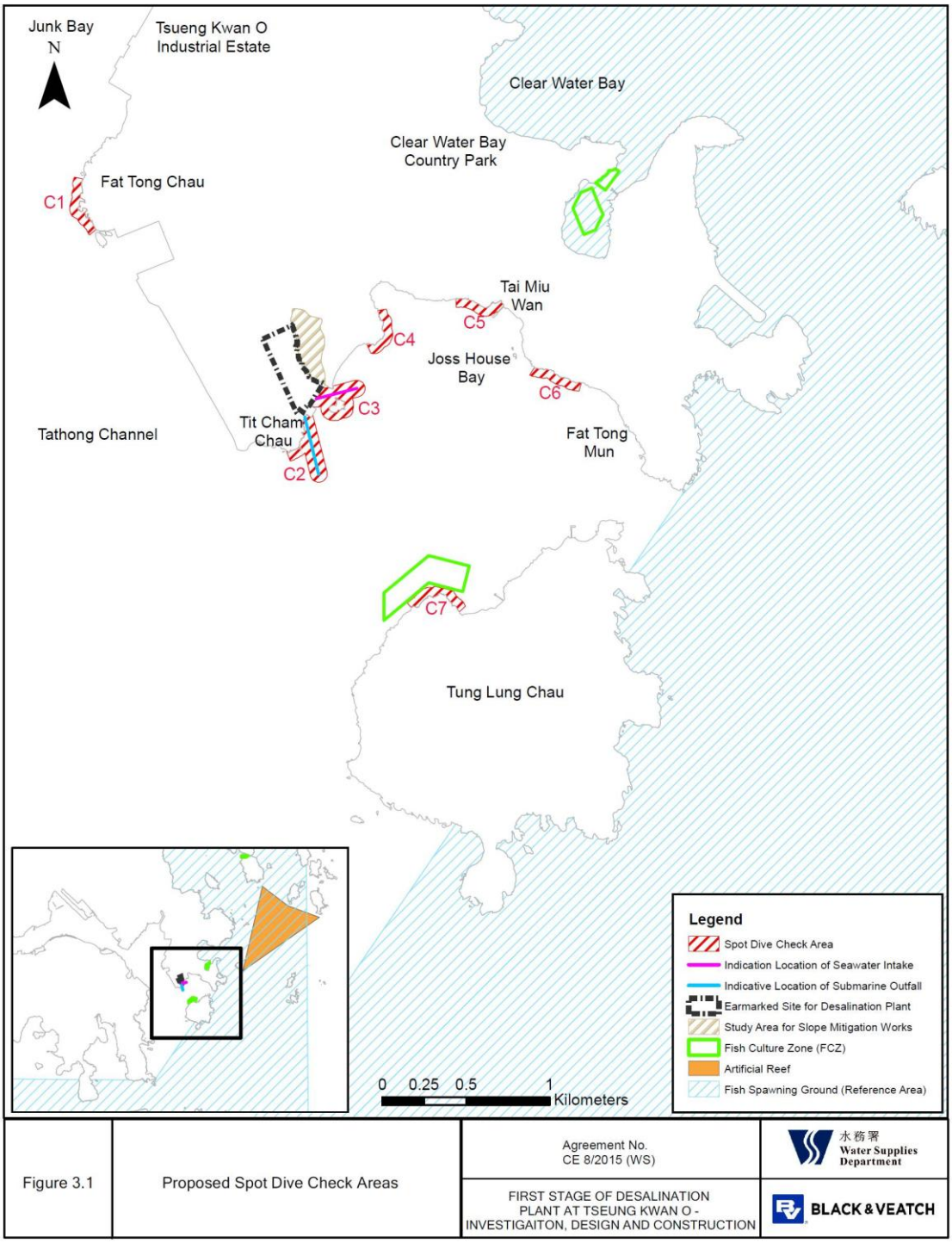

Figure 3.1	Proposed Spot Dive Check Areas	Agreement No. CE 8/2015 (WS)	水務署 Water Supplies Department
		FIRST STAGE OF DESALINATION PLANT AT TSEUNG KWAN O - INVESTIGAITON, DESIGN AND CONSTRUCTION	BLACK & VEATCH

Figure 2 Proposed Control Site (C8) during Operation Phase



APPENDIX A
TAGGED CORAL PHOTO

Photo Plate A Tagged Corals at Control Site C8

Tag #	28 August 2026
#1	
#2	
#3	
#4	

#5			
#6			
#7			
#8			

#9	
#10	

Photo Plate B Tagged Corals at Indirect Impact Site C2

Tag #	28 August 2026
#1	
#2	

#3			
#4			
#5			
#6			

#7			
#8			
#9			
#10			

Photo Plate C Tagged Corals at Indirect Impact Site C3

Tag #	28 August 2026
#11	
#12	
#13	
#14	

#15			
#16			
#17			
#18			
#19			

#20			

THE END