




Contract No. 13/WSD/17

**Design, Build and Operate First Stage of Tseung Kwan O
Desalination Plant**

**Operation Phase Monthly EM&A Report No.20
(Period from 1 February to 28 February 2026)**

Document No.

Aurecon	/	P525597	/	OPMEMAR20	/	1
Publisher		Project Code		Sequential No.		Revision Index

	Certified by:
Name	Toby WAN
Position	Environmental Team Leader
Signature	
Date:	9 March 2026

REVISION HISTORY

REV.	DESCRIPTION OF MODIFICATION	DATE
1.	1 st Issue	9/3/2026

CONTENTS

Executive Summary	1
1. Basic Contract Information	3
2. Water Quality	8
3. Waste	12
4. Landfill Gas Monitoring	13
5. Landscape	16
6. Ecology (Coral Monitoring)	17
7. Ecology (Fishery Monitoring)	19
8. Summary of Exceedance, Complaints, Notification of Summons and Prosecutions	21
9. EM&A Site Inspection	23
10. Future Key Issues	24
11. Conclusions and Recommendations	25
Appendix A	Overview of Desalination Plant in Tseung Kwan O
Appendix B	Summary of Implementation Status of Environmental Mitigation
Appendix C	Impact Monitoring Schedule
Appendix D	Event/Action Plan
Appendix E	Landfill Gas Equipment Calibration Certificate
Appendix F	Landfill Gas Monitoring Data
Appendix G	Waste Flow Table
Appendix H	Ecology Survey Report
Appendix I	Site Inspection Proforma
Appendix J	Complaint Log

EXECUTIVE SUMMARY

INTRODUCTION

- A1. The Project, Design, Build and Operate First Stage of Tseung Kwan O Desalination Plant (TKODP), is a Designated Project under the Environmental Impact Assessment Ordinance (Cap. 499) (EIAO) and is currently governed by a Further Environmental Permit (EP No. FEP – 01/503/2015/B) for the operation phase of the Contract.
- A2. In accordance with the Environmental Monitoring and Audit (EM&A) Manual for the Contract, EM&A works for marine water quality, waste management and ecology should be carried out by Environmental Team (ET), Aurecon Hong Kong Limited (Aurecon), during the Tseung Kwan O Desalination Plant.
- A3. The TKODP commenced the operation stage on 1 July 2024. This is the 20th Operation Phase Monthly EM&A Report, prepared by Aurecon, for the Contract summarizing the monitoring results and audit findings of the EM&A programme at and around Tseung Kwan O Area 137 (TKO 137) during operation of Tseung Kwan O Desalination Plant in February 2026.
- A4. The EM&A programme for this contract has covered environmental monitoring on water quality and Contractor's environmental performance auditing in the aspects of dust, landfill gas, water quality, waste management, Landscape and Visual and Ecology.

SUMMARY OF EXCEEDANCE & INVESTIGATION & FOLLOW-UP

WATER QUALITY MONITORING

- A5. The first-year operation phase marine water quality monitoring was completed on 30 June 2025. No marine water quality monitoring was conducted during the reporting period.
- A6. According to the approved proposal to change the operation phase EM&A programme for the 2nd to 10th year, continuous monitoring of effluent quality was discontinued and replaced with effluent water monitoring in compliance with discharge license requirements starting from 15 August 2025.

ECOLOGY IMPACT MONITORING

- A7. According to the approved proposal to change the operation phase EM&A programme for the 2nd to 10th year, coral monitoring will be conducted on a quarterly basis starting from August 2025.
- A8. Coral monitoring was conducted on 11 February 2026. There is no AL/LL exceedance during the monitoring period.

- A9. Operation phase fishery monitoring for dry season 2026 was carried out on 7 and 14 February 2026. Details of the survey findings will be included in the May 2026 Monthly Report.

LANDFILL GAS MONITORING

- A10. According to the approved proposal to change the operation phase EM&A programme for the 2nd to 10th year, landfill gas monitoring will be conducted on a six-month basis starting from August 2025.
- A11. Landfill gas monitoring was conducted on 12 and 13 February 2026. No exceedances of AL/LL were observed.

WEEKLY SITE INSPECTIONS

- A12. In this reporting period, bi-weekly site inspections were carried out by ET on 3 and 16 February 2026 to audit the mitigation measures implementation status.
- A13. According to the approved proposal to change the operation phase EM&A programme for the 2nd to 10th year, site inspection will be conducted on a bi-weekly basis starting from 15 August 2025.

COMPLAINT HANDLING AND PROSECUTION

- A14. No environmental complaints, notification of summons and prosecution were received in the reporting period.

REPORTING CHANGE

- A15. The works of TKODP were substantially completed on 30 June 2024 and the plant commenced the operation phase on 1 July 2024. A Justification of Termination of the EM&A Programme for the Construction Phase was resubmitted to the EPD on 11 August 2025 and approved by the EPD on 15 August 2025.

A proposal to change the operation phase EM&A programme was submitted to the EPD on 11 August 2025 and approved by the EPD on 15 August 2025.

1. BASIC CONTRACT INFORMATION

BACKGROUND

- 1.1. The Acciona Agua, S.A. Trading, Jardine Engineering Corporation, Limited and China State Construction Engineering (Hong Kong) Limited as AJC Joint Venture (AJCJV) is contracted to carry out the Design, Build and Operate First Stage of Tseung Kwan O Desalination Plant (TKODP) under Contract No. 13/WSD/17 (the Contract).
- 1.2. Aurecon Hong Kong Limited (Aurecon) is commissioned by AJCJV to undertake the Environmental Team (ET) services as required and/or implied, both explicitly and implicitly, in the Environmental Permit (EP), Environmental Impact Assessment Report (EIA Report) (Register No. AEIAR-192/2015) and Environmental Monitoring and Audit Manual (EM&A Manual) for the Contract; and to carry out the Environmental Monitoring and Audit (EM&A) programme in fulfillment of the EIA Report's EM&A requirements and Contract No. 13/WSD/17 Specification requirements.
- 1.3. Pursuant to the Environmental Impact Assessment Ordinance (EIAO), the Director of Environmental Protection granted the Environmental Permit (No. EP-01/503/2015/B) to Water Supplies Department (WSD); and granted the Further Environmental Permit (No. FEP-01/503/2015/B) to AJCJV for the Contract.

THE REPORTING SCOPE

- 1.4. This is the 20th Operation Phase Monthly EM&A Report for the Contract which summarizes the key findings of the EM&A programme of the Tseung Kwan O Desalination Plant Operation phase during the reporting period from 1 February to 28 February 2026.

CONTRACT ORGANIZATION

- 1.5. The Contract Organization structure for Operation Phase is presented in **Figure 1.1**.

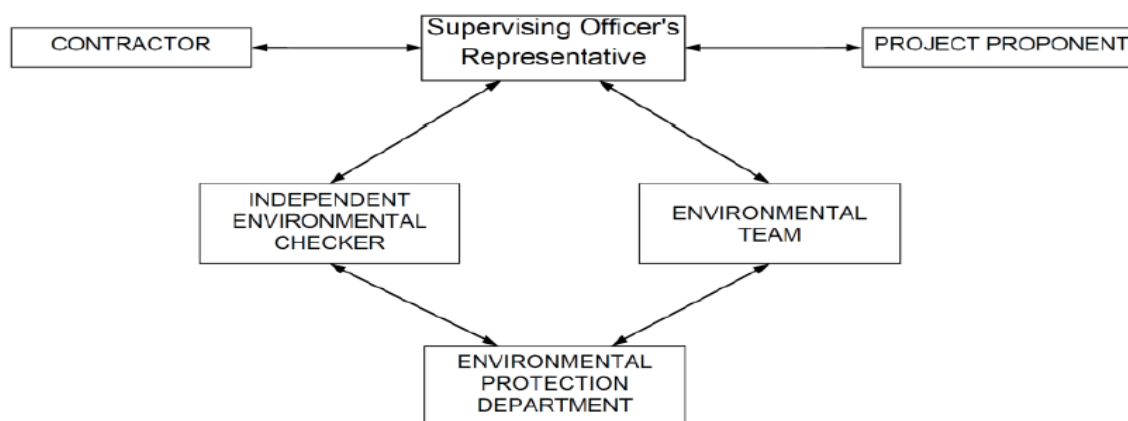


Figure 1.1 Contract Organization Chart

- 1.6. Contact details of the key personnel are presented in **Table 1.1** below:

Table 1.1 Contact Details of Key Personnel

Party	Position	Name	Telephone no.
Contract Proponent (Water Supplies Department)	SE/CM2	Milton Law	2634-3573
Supervising Officer (Binnies Hong Kong Limited)	Project Manager	Augustine Li	2608-7671
	Senior Resident Engineer	Mason Pau	6765-4131
The Jardine Engineering Corporation, Limited, China State Construction Engineering (Hong Kong) Limited and Acciona Agua, S.A. Trading	Project Manager (Acting)	Arnes Parra, Victor	6468-6710
	Environmental Monitoring Manager	Brian Kam	9456-9541
	Environmental Monitoring Manager	Tommy Law	6468-1782
Aurecon Hong Kong Limited	Environmental Team Leader	Toby Wan	9719-5422
SGS Hong Kong Limited	Independent Environmental Checker (IEC)	Roy Hung	2774-7406

SUMMARY OF OPERATION WORKS

- 1.7. Details of the major operation activities undertaken in this reporting period are shown below.
- 1.8. As informed by the Contractor, key activities carried out in this reporting period for the Contract included the followings:
- Potable Water Production
- 1.9. The key environmental mitigation measures implemented for the Contract in this reporting period associated with the above operation works include:
- Regularly monitoring of the effluent
 - Sorting and storage of general refuse and operation waste
- 1.10. Summary of the valid permits, licences, and/or notifications on environmental protection for this Contract is presented in **Table 1.2**.

Table 1.2 Summary of the Status of Valid Environmental Licence, Notification, Permit and Documentations

Permit/ Licences	Valid Period		Status	Remark
	From	To		
Environmental Permit				
EP-503/2015/B	Throughout the Contract		Valid	-Issued on 3 April 2024
FEP 01/503/2015/B	Throughout the Contract		Valid	-Issued on 3 April 2024
Billing Account for Disposal				
7036276	Throughout the Contract		Valid	-
Sludge (Special Waste) Disposal (Admission Ticket)				
115399	23/08/2025	22/02/2026	Valid	-
Chemical Waste Producer Registration				
5213-839-A2987-01	Throughout the Contract		Valid	-
Wastewater Discharge Licence (Land and Marine works)				
WT00044188-2023	16/06/2023	30/06/2028	Valid	- For Plant T&C and operation. - Variation sampling point S.P.1 is approved by the EPD on 25 June 2024 (EPD ref.: EP640/W3/D1358/46 2874). EPD advise that we can use the current discharge license for the anti-scalant dosing and discharge limit. They agreed that the report can show the 5PPM is the lowest detection limit. The variation of application was withdrawn on 13 Dec 2024.

1.11. The status for all environmental aspects is presented in **Table 1.3**.

Table 1.3 Summary of Status for Key Environmental Aspects under the EM&A Manual

Parameters	Status
Water Quality	
Baseline Monitoring under EM&A Manual	The baseline water quality monitoring was conducted between 12 May 2020 to 6 Jun 2020.
Operation phase Marine Water Quality Monitoring	Completed on 30 June 2025
Continuous Monitoring of Effluent Quality Monitoring	According to the approved proposal to change the operation phase EM&A programme for the 2 nd to 10 th years, continuous monitoring of effluent quality was discontinued and replaced with effluent water monitoring in compliance with discharge license requirements starting from 15 August 2025.
Monthly Effluent Quality Monitoring (Discharge License Requirement)	On-going
Waste Management	
Mitigation Measures in Waste Management Plan	On-going
Landfill Gas	
Monthly Monitoring for buildings, manholes and utility pits within the Project Site and along the fresh water mains	According to the approved proposal to change the operation phase EM&A programme for the 2 nd to 10 th years, landfill gas monitoring will be conducted on a six-month basis starting from August 2025.
Six-month Basis Monitoring for buildings, manholes and utility pits within the Project Site and along the fresh water mains	On-going
Ecology (Coral)	
Operation phase Regular Coral Monitoring (Monthly)	According to the approved proposal to change the operation phase EM&A programme for the 2 nd to 10 th years, coral monitoring will be conducted on a quarterly basis starting from August 2025.
Operation phase Regular Coral Monitoring (Quarterly)	On-going
Ecology (Fishery)	
Operation phase Regular Fishery Monitoring (Seasonally)	On-going

Parameters	Status
Landscape	
Weekly Operation phase Landscape and Visual Site Inspection	According to the approved proposal to change the operation phase EM&A programme for the 2 nd to 10 th years, site inspection will be conducted on a bi-weekly basis starting from 15 August 2025.
Bi-Weekly Operation phase Landscape and Visual Site Inspection	On-going
Environmental Audit	
Weekly Site Inspection covering Measures of Air Quality, Water Quality, Waste, Ecological Quality, Fisheries, Landscape and Visual	According to the approved proposal to change the operation phase EM&A programme for the 2 nd to 10 th years, site inspection will be conducted on a bi-weekly basis starting from 15 August 2025.
Bi-Weekly Site Inspection covering Measures of Air Quality, Water Quality, Waste, Ecological Quality, Fisheries, Landscape and Visual	On-going

1.12. Other than the EM&A work by ET, environmental briefings, trainings, and regular environmental management meetings were conducted, in order to enhance environmental awareness and closely monitor the environmental performance of the contractors.

1.13. The EM&A programme has been implemented in accordance with the recommendations presented in the approved EIA Report and the EM&A Manual. A summary of implementation status of the environmental mitigation measures for the operation phase of the Contract during the reporting period is provided in **Appendix B**.

2. WATER QUALITY

- 2.1. In accordance with the recommendations of the EIA, water quality monitoring is required during operation phase. The following Section provides details of the water quality monitoring to be undertaken by the Environmental Team (ET) to verify the distance of sediment and brine plume dispersion and to identify whether the potential exists for any indirect impacts to occur to ecological sensitive receivers.
- 2.2. The first-year operation phase marine water quality monitoring was completed on 30 June 2025. No marine water quality monitoring was conducted during the reporting period.
- 2.3. According to the approved proposal to change the operation phase EM&A programme for the 2nd to 10th years, continuous monitoring of effluent quality was discontinued and replaced with effluent water monitoring in compliance with discharge license requirements starting from 15 August 2025.

WATER DISCHARGE LICENSE (WT00044188-2023 PART 1)

- 2.4. In accordance with the WT00044188-2023 Part 1, the sampling should be followed the specified frequency, and the parameters of the sample should not be exceeded the limit stated as the water discharge license. Details derived limit levels for water quality are presented in **Table 2.1**.

Table 2.1 Derived Limit Levels for Water Quality

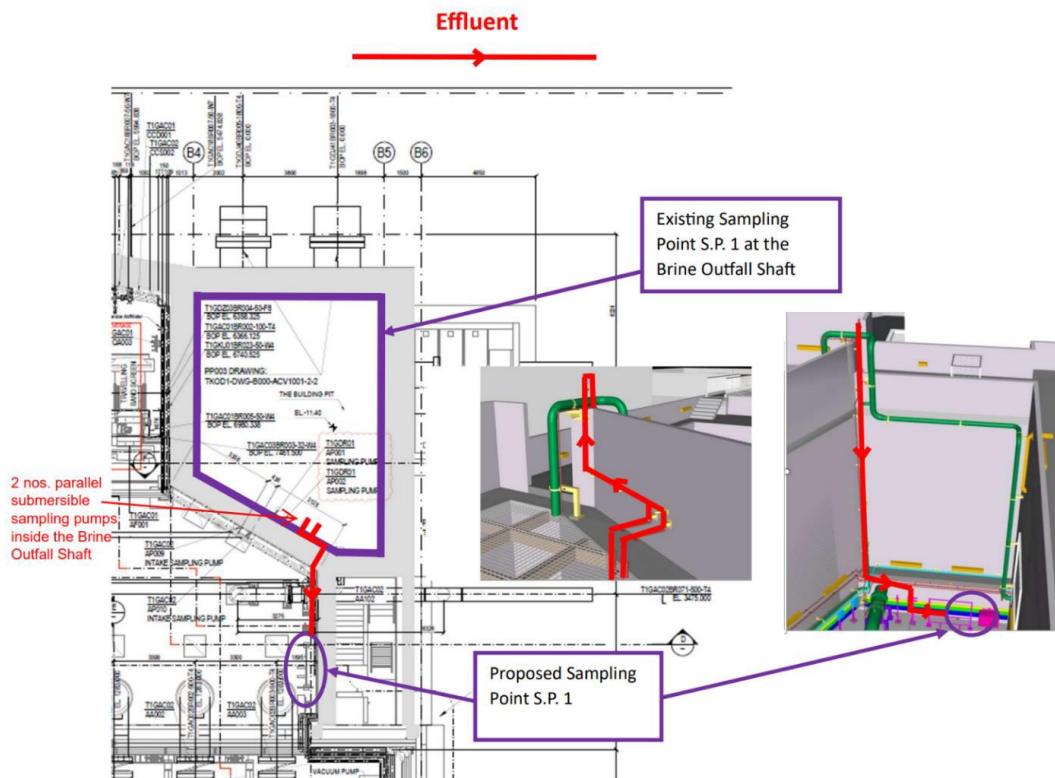
Parameters	Limit
Monitoring of Effluent Quality	
Flow Rate in m ³ /day	216841
Temperature in °C	Maximum 40
Salinity	71347
SS in mg/L	13
pH	6-9
Iron in mg/L	0.6
Total residual chlorine in mg/L	0.1
Total Inorganic Nitrogen in mg/L	2
Total Phosphorous in mg/L	1
Sodium Metabisulphite in mg/L	0.5
Anti scalant in mg/L*	2.2

*Remark:

1. Anti-scalant water quality testing will only be conducted whenever anti-scalant dosage is adopted.

MONITORING LOCATION

2.5. In accordance with the discharge license, the Monitoring shall be sampling at Brine Outfall Shaft.



MONITORING RESULTS AND OBSERVATIONS

- 2.6. According to the contractor's information, the Anti-scalant dosage commenced on 10 April 2025. The Anti-scalant water quality test was also conducted starting from the same date.
- 2.7. The weekly In-situ monitoring was carried out on 5, 9, 16 and 23 February 2026 and the monthly laboratory measurement was carried out on 5 February 2026.
- 2.8. No exceedance of the results was obtained during the reporting period. The detailed results are summarized in **Table 2.2, 2.3 and 2.4.**

Table 2.2 Summary of In-situ Results for Discharge License (Weekly)

Date	Determinant	Results	Duplicate	Average
5 Feb 2026	Temp (°C)	20.1	20.5	20.3
	Salinity (ppm)	56570	55540	56055
	pH	7.4	7.8	7.6
	Total Residual Chlorine (mg/L)	0.05	0.04	0.05
9 Feb 2026	Temp (°C)	19.0	19.2	19.1
	Salinity (ppm)	56020	56100	56060
	pH	7.8	8.0	7.9
	Total Residual Chlorine (mg/L)	0.06	0.05	0.06

16 Feb 2026	Temp (°C)	20.1	20.5	20.3
	Salinity (ppm)	56490	56140	56315
	pH	7.8	8.0	7.9
	Total Residual Chlorine (mg/L)	0.03	0.05	0.04
23 Feb 2026	Temp (°C)	20.5	21.0	20.8
	Salinity (ppm)	56200	56400	56300
	pH	7.5	8.0	7.8
	Total Residual Chlorine (mg/L)	0.05	0.04	0.05

Table 2.3 Summary of Lab Results for Discharge License (Monthly)

Date	Determinant	Results
5 Feb 2026	Flow Rate (m ³ /day)	Shown in Table 2.4
	Suspended Solids (mg/L)	3
	Total Inorganic Nitrogen (mg/L)	0.20
	Total Phosphorous (mg/L)	<0.01
	Iron (mg/L)	<0.1
	Sodium Metabisulphite (mg/L) ¹	<2
	ACUMER 4035 (mg/L) ²	N/A

Remark:

- As confirmed by various laboratories in Hong Kong, the lowest detection limit for Sodium Metabisulphite is <2 mg/L. Due to the limitation of the laboratory, the lowest result for Sodium Metabisulphite will only be shown as < 2 mg/L.
- As discussed and agreed with EPD on 12 December 2024, since the lowest detection limit of anti-scalant chemical(s) (ACUMER 4035) in Hong Kong is 5 mg/L due to the limitation of laboratory, the lowest measurement result of anti-scalant chemical(s) (ACUMER 4035) will only be shown as < 5mg/L.

Table 2.4 Summary of Daily Flow Rate of Reporting Period

Date	Outfall (m ³ /day)
1-Feb-26	0.00
2-Feb-26	16,235.10
3-Feb-26	0.00
4-Feb-26	1,001.00
5-Feb-26	19,565.33
6-Feb-26	0.00
7-Feb-26	7,000.00
8-Feb-26	0.00
9-Feb-26	20,025.22
10-Feb-26	0.00
11-Feb-26	14,856.33
12-Feb-26	0.00
13-Feb-26	35,278.22
14-Feb-26	0.00
15-Feb-26	0.00
16-Feb-26	16,852.00
17-Feb-26	0.00
18-Feb-26	11,023.00
19-Feb-26	11,100.00
20-Feb-26	17,320.00
21-Feb-26	0.00
22-Feb-26	0.00
23-Feb-26	25,102.00

24-Feb-26	0.00
25-Feb-26	3,125.00
26-Feb-26	109,111.90
27-Feb-26	0.00
28-Feb-26	6,587.00

3. WASTE

3.1. The waste generated from this Contract includes inert construction and demolition (C&D) materials, and non-inert C&D materials. Non-inert C&D materials are made up of general refuse, vegetative wastes and recyclable wastes such as plastics and paper/cardboard packaging waste. Steel materials generated from the Contract are also grouped into non-inert C&D materials as the materials were not disposed of with other inert C&D materials. With reference to relevant handling records and trip tickets of this Contract, the quantities of different types of waste generated in the reporting month are summarized in **Table 3.1**. Details of cumulative waste management data are presented as a waste flow table in **Appendix G**.

Table 3.1 Quantities of Waste Generated from the Contract during the reporting period

Reporting Month	Actual Quantities of Inert C&D Materials Generated Monthly						Actual Quantities of C&D Wastes Generated Monthly				
	Total Quantity Generated	Hard Rock and Large Broken Concrete	Reused in the Contract	Reused in other Projects	Disposed as Public Fill	Imported Fill	Metals	Paper / cardboard packaging	Plastics ⁽¹⁾	Chemical Waste	Others, e.g., general refuse
	(in '000kg)	(in '000kg)	(in '000kg)	(in '000kg)	(in '000kg)	(in '000kg)	(in '000kg)	(in '000kg)	(in '000kg)	(in '000kg)	(in '000kg)
Feb 2026	0.000	0.000	0.000	0.000	0.000	0.000	0.000	0.000	0.000	0.000	18.070

Notes: (1) Plastics refer to plastic bottles / containers, plastic sheets / foam from packaging material

3.2. No dewater sludge was generated by the operation in the reporting period.

MONITORING PARAMETERS

- 4.6. The landfill gas monitoring parameters and the action and limit level are summarized in **Table 4.1**.

Table 4.1 Action and Limit Level for Landfill Gas Monitoring Equipment

Parameters	Action Level	Limit Level
Oxygen (O ₂)	<19% O ₂	<19% O ₂
Methane (CH ₄)	>10% LEL	>20% LEL
Carbon Dioxide (CO ₂)	>0.5% CO ₂	>1.5% CO ₂

MONITORING EQUIPMENT

- 4.7. Landfill Gas monitoring was carried out using intrinsically-safe, portable multi-gas monitoring instruments. The gas monitoring equipment is:

- Complying with the Landfill Gas Hazard Assessment Guidance Note as intrinsically safe;
- Capable of continuous barometric pressure and gas pressure measurements;
- Normally operated in diffusion mode unless required for spot sampling, when it should be capable of operating by means of an aspirator or pump;
- Having low battery, fault and over range indication incorporated;
- Capable of storing monitoring data, and shall be capable of being downloaded directly;
- Measure in the following ranges:

methane	0-100% LOWER EXPLOSION LIMIT (LEL) AND 0-100% v/v;
oxygen	0-25% v/v;
carbon dioxide	0-5% v/v; and
barometric pressure	mBar (absolute)

- alarm (both audibly and visually) in the event that the concentrations of the following are exceeded:

methane	>10% LEL;
oxygen	<19%
carbon dioxide	>0.5% by volume
barometric pressure	mBar (absolute)

MONITORING RESULTS AND OBSERVATIONS

- 4.8. According to the approved proposal to change the operation phase EM&A programme for the 2nd to 10th year, landfill gas monitoring will be conducted on a six-month basis starting from August 2025.
- 4.9. Landfill gas monitoring was conducted on 12 and 13 February 2026. No exceedances of AL/LL were observed.

5. LANDSCAPE

MONITORING REQUIREMENTS

- 5.1. In accordance with Section 8.1 of the EM&A Manual, weekly site audit shall be carried out by the ET including checking whether good site practices are being properly implemented by the Contractor and the extent of the works area within the Clear Water Bay Country Park should be checked by the ET during the weekly site audit.

SITE INSPECTION

- 5.2. Bi-Weekly site audit was carried out by the ET in the reporting month; all plants were observed to be in satisfactory condition in the reporting month.
- 5.3. If non-compliance were found during the operation phase, the actions in accordance with the Event and Action Plan will be carried out according to **Appendix D**.

6. ECOLOGY (CORAL MONITORING)

6.1. Under the approval conditions of the EIA Report for the Project, an EM&A programme on coral for the operation phase of the Project is recommended. Pursuant to these EIA approval conditions and Condition 3.1 of the EP and FEP, details of the regular coral monitoring programme have been proposed based on the baseline coral monitoring results in the Report on operation Baseline Coral Monitoring and Regular Coral Monitoring Methodology.

MONITORING LOCATION

6.2. In accordance with Appendix B Section 5.1 of the approved supplementary EM&A Manual, two indirect impact sites (C2 and C3) and one control site (C8) as shown in **Figure 6.1** should be monitored during the operation Phase. Operation coral survey should be conducted at the indirect impact and control sites. Ten selected hard coral colonies with similar species should be tagged at each of the control and indirect impact sites before commencement of the operation phase. Tagged hard coral colonies should be monitored in open waters during the operation phase.

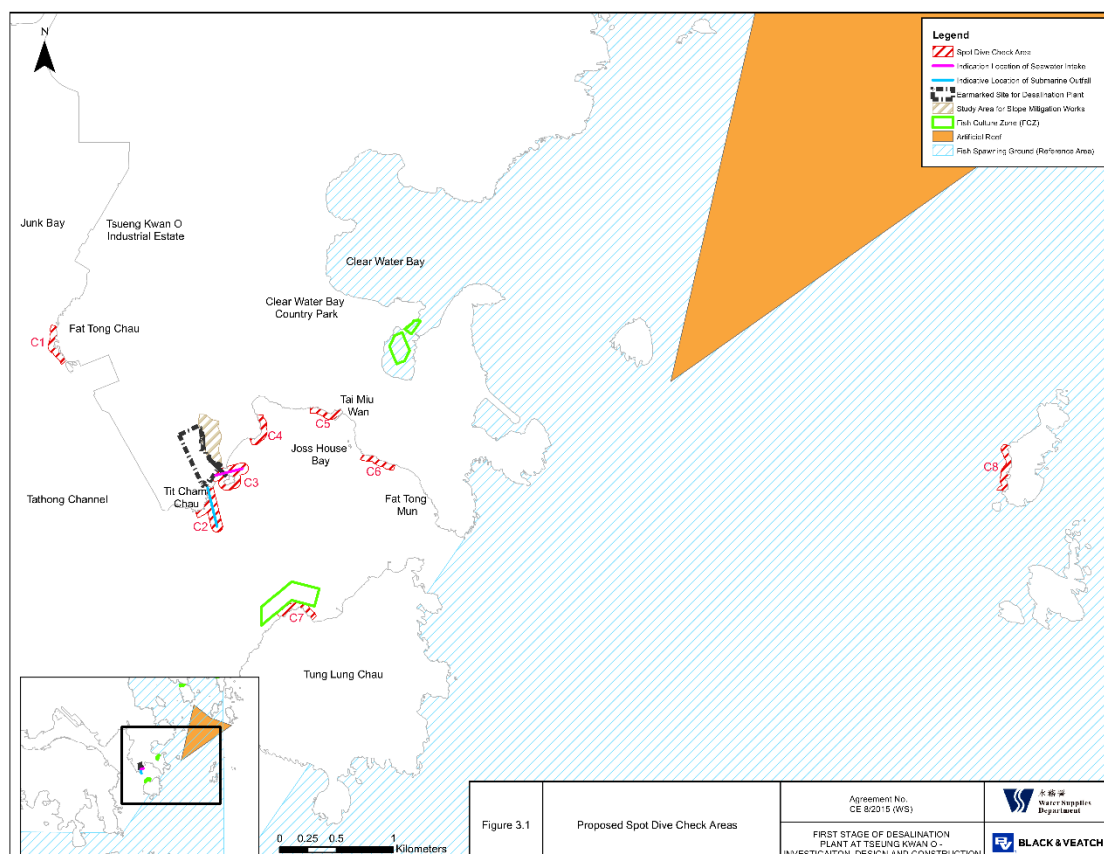


Figure 6.1 Spot Dive Check Areas Two Proposed Indirect Impact Sites (C2 and C3) and one control site (C8) during Operation Phase

ACTION AND LIMIT LEVELS

6.3. The Action and Limit Levels have been set based on the derivation criteria specified in the EM&A Manual. The Action/Limit Levels have been derived and are presented in **Table 6.1**.

Table 6.1 Action and Limit Level for Coral Monitoring Equipment

Parameter	Action Level Definition	Limit Level Definition
Mortality	If during Impact Monitoring a 15% increase in the percentage of partial mortality on the corals occurs at more than 20% of the tagged indirect impact site coral colonies that is not recorded on the tagged corals at the control site, then the Action Level is exceeded	If during Impact Monitoring a 25% increase in the percentage of partial mortality on the corals occurs at more than 20% of the tagged indirect impact site coral colonies that is not recorded on the tagged corals at the control site, then the Limit Level is exceeded

Note: If the defined Action Level or Limit Level for coral monitoring is exceeded, the actions as set out in **Appendix D, Table D3** will be implemented.

- 6.4. If non-compliance were found during the operation works, the actions in accordance with the Event and Action Plan will be carried out according to **Appendix D**.

MONITORING FREQUENCY

- 6.5. Operation phase coral monitoring shall be monitored once per month as the requirement of the first year of operational phase.

MONITORING RESULT AND OBSERVATION

- 6.6. Coral monitoring was conducted on 11 February 2026. There is no AL/LL exceedance during the monitoring period. Details of the coral survey report were provided in **Appendix H**.
- 6.7. According to the approved proposal to change the operation phase EM&A programme for the 2nd to 10th year, coral monitoring will be conducted on a quarterly basis starting from August 2025.

7. ECOLOGY (FISHERY MONITORING)

7.1. The purpose of the operation phase regular fisheries monitoring programme is to monitor the potential impacts on fisheries resources in the vicinity of the project site. Apart from the regular fisheries monitoring programme, a water quality monitoring programme in addition to the water quality monitoring programme in the approved EM&A Manual is also described in Section 2.4 to (i) provide supplementary information in the interpretation of the findings of the fisheries monitoring and (ii) assist the monitoring of the potential impact on the Tung Lung Chau Fish Culture Zone (FCZ) in Joss House Bay.

MONITORING LOCATION

- 7.2. In accordance with Section 2.3 of the approved Methodology Paper on Regular Fisheries Monitoring, it is recommended to set up six (6) fisheries monitoring locations in Joss House Bay and its vicinity to monitor the fisheries resources.
- 7.3. Two (2) sampling locations are set up in close proximity of the direct footprint of the proposed submarine utilities around TKO Area 137. These sampling locations represent the potential Project impact zones (i.e. areas at and in close proximity to the footprint of the proposed submarine utilities that will be directly affected by the Project works).
- 7.4. Two (2) gradient locations are proposed between the proposed submarine utilities and Tung Lung Chau FCZ to assist in the interpretation and identification of any potential fisheries impact in the vicinity of the FCZ.
- 7.5. Two (2) reference locations are proposed in the outer Joss House Bay between the waters of Tung Lung Chau and Fat Tong Mun. These reference locations are further away and will not be affected by the Project discharge (based on the EIA prediction) and will serve as control stations. Any significant fisheries impact identified at the reference locations should be caused by other natural factors or non-Project activities. The trends of fisheries conditions recorded in the reference locations will be used to assist in the interpretation of the trends of fisheries impact identified in the impact and gradient locations.
- 7.6. The coordinates of the proposed monitoring locations are shown in **Figure 7.1**.

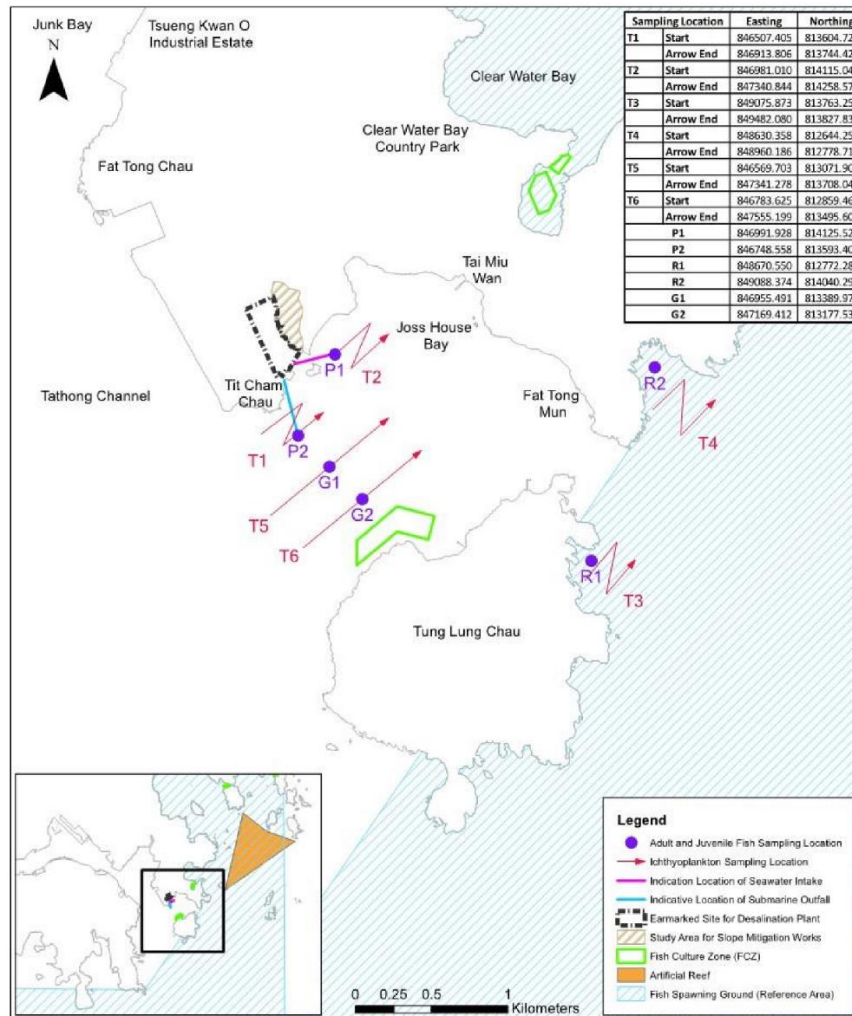


Figure 7.1 Monitoring Location of Regular Fishery Monitoring during Operation Phase

MONITORING FREQUENCY

7.7. Operation phase fishery monitoring shall be carried out 2 times in wet season (April to October) and 2 times in dry season (December to March) to examine the following:

- Fish species composition;
- Abundance: number of fish captured;
- Diversity of fish resources: species diversity and evenness;
- Size: range of total length; Biomass in weight; and
- Values of catches of commercial species: catch per unit effort (CPUE) and yield per unit effort (YPUE).

MONITORING RESULT AND OBSERVATION

7.8. Operation phase fishery monitoring for dry season 2026 was carried out on 7 and 14 February 2026. Details of the survey findings will be included in the May 2026 Monthly Report.

8. SUMMARY OF EXCEEDANCE, COMPLAINTS, NOTIFICATION OF SUMMONS AND PROSECUTIONS

8.1. The Environmental Complaint Handling Procedure is shown in below **Figure 9.1**:

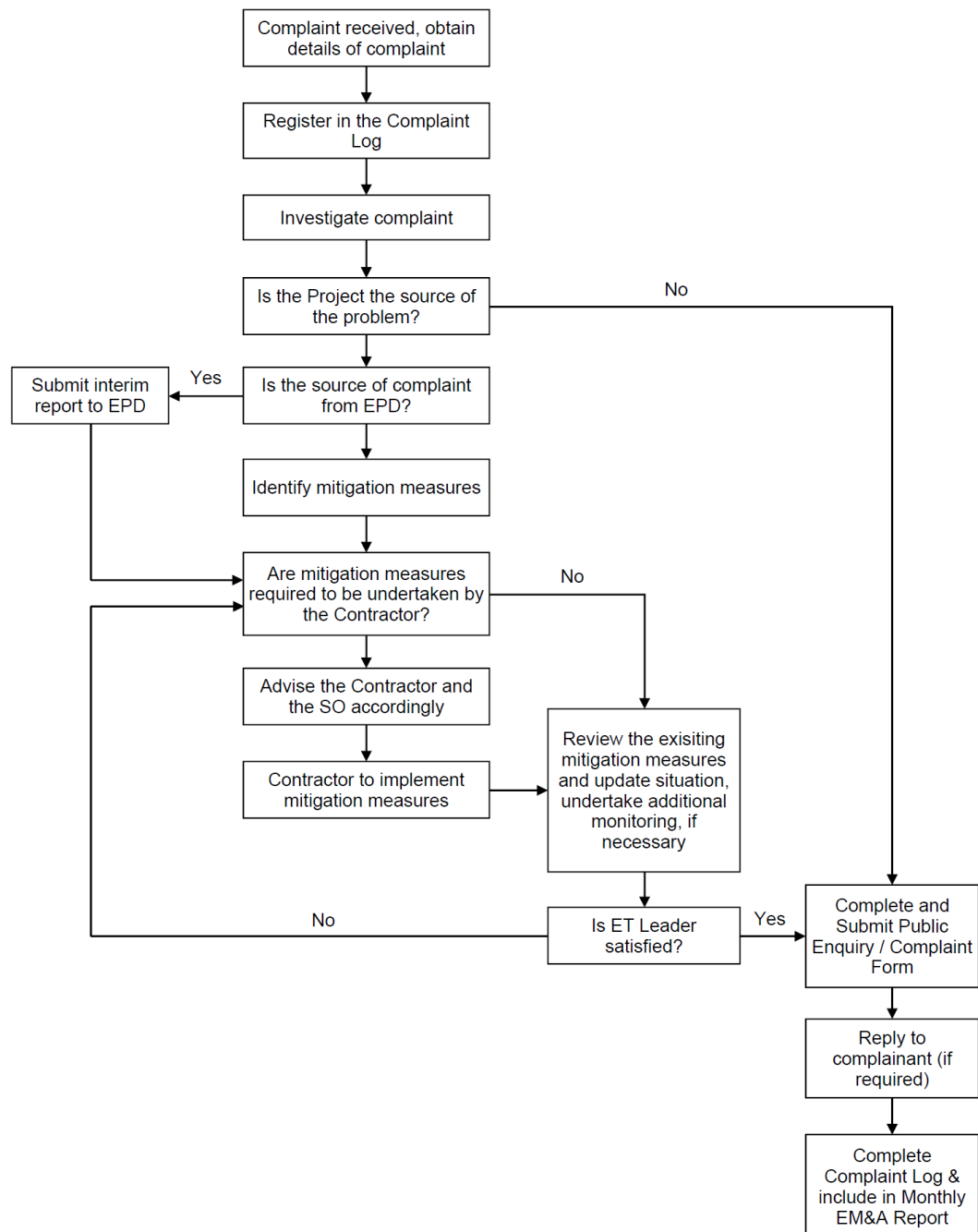


Figure 9.1 Environmental Complaint Handling Procedures

- 8.2. The first-year operation phase marine water quality monitoring was completed on 30 June 2025. No marine water quality monitoring was conducted during the reporting period.
- 8.3. Effluent Quality was conducted sampling point in the reporting month. No exceedance of the results was obtained during the reporting period.
- 8.4. Coral monitoring was conducted on 11 February 2026. There is no AL/LL exceedance during the monitoring period.
- 8.5. Operation phase fishery monitoring for dry season 2026 was carried out on 7 and 14 February 2026. Details of the survey findings will be included in the May 2026 Monthly Report.
- 8.6. Landfill gas monitoring was conducted on 12 and 13 February 2026. No exceedances of AL/LL were observed.
- 8.7. No environmental complaint, notification of summons and prosecution Statistics on complaint and notification of summons and prosecution are summarized in **Appendix J**.

9. EM&A SITE INSPECTION

9.1. According to the approved proposal to change the operation phase EM&A programme for the 2nd to 10th years, site inspection will be conducted on a bi-weekly basis starting from 15 August 2025.

9.2. Site inspections were carried out to monitor the implementation of proper environmental pollution control and mitigation measures under the Contract. In the reporting period, site inspections were carried out on 3 and 16 February 2026 at the site portions listed in **Table 9.1** below.

9.3.

Table 9.1 Summaries of Site Inspection Record

Date	Inspected Site Portion	Time
3 February 2026	TKO Area 137	09:30 – 10:30
16 February 2026	TKO Area 137	14:30 – 15:30

9.4. No Environmental deficiencies were observed during site inspection. The site inspections during the reporting period are summarized in **Table 9.2**.

Table 9.2 Site Observations

Date	Environmental Observations	Follow-up Status
3 February 2026	No major environmental deficiency was observed.	N/A
16 February 2026	No major environmental deficiency was observed.	N/A

9.5. According to the EIA Study Report, Environmental Permit, contract documents and EM&A Manual, the mitigation measures detailed in the documents should be implemented as much as practical during the reporting period. An updated Implementation Status of Environmental Mitigation Measures (EMIS) is provided in **Appendix B**. Site inspection proforma of the reporting period is provided in **Appendix I**.

10. FUTURE KEY ISSUES

10.1. Works to be undertaken in the next reporting month are:

- Potable Water Production

10.2. The major environmental impacts brought by the above operation works include:

- Effluent of the water production work and system cleaning works;
- Waste generation from the operation activities

10.3. The key environmental mitigation measures implemented for the Contract in this reporting period associated with the above operation works include:

- Regularly monitoring of the effluent
- Sorting and storage of general refuse and operation waste

11. CONCLUSIONS AND RECOMMENDATIONS

- 11.1. This is the 20th Monthly EM&A Report for the Project which summarizes the key findings of the EM&A programme during the reporting period from 1 February to 28 February 2026, in accordance with the EM&A Manual and the requirement under FEP-01/503/2015/B.
- 11.2. The first-year operation phase marine water quality monitoring was completed on 30 June 2025. No marine water quality monitoring was conducted during the reporting period.
- 11.3. Effluent Quality was conducted sampling point in the reporting month. No exceedance of the results was obtained during the reporting period.
- 11.4. Coral monitoring was conducted on 11 February 2026. There is no AL/LL exceedance during the monitoring period.
- 11.5. Operation phase fishery monitoring for dry season 2026 was carried out on 7 and 14 February 2026. Details of the survey findings will be included in the May 2026 Monthly Report.
- 11.6. Landfill gas monitoring was conducted on 12 and 13 February 2026. No exceedances of AL/LL were observed.
- 11.7. Environmental site inspections were conducted during the reporting period. Observations and reminders were reported during the site inspections. All items are rectified within the reporting period. The environmental performance of the project was therefore considered satisfactory.
- 11.8. No environmental complaints, notification of summons and prosecution was received in the reporting period.
- 11.9. The ET will keep track on the operation works to confirm compliance of environmental requirements and the proper implementation of all necessary mitigation measures.

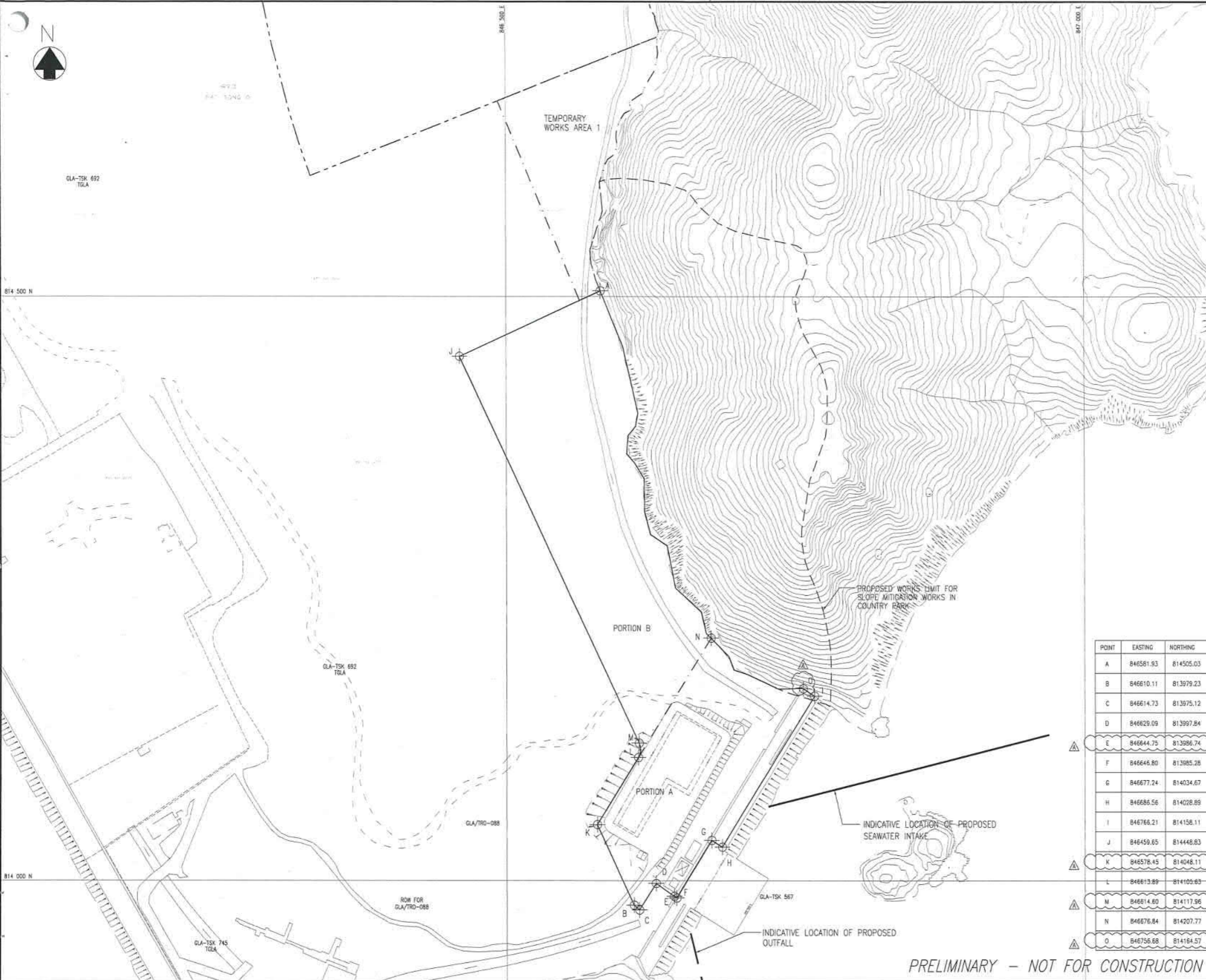
Appendix A

Overview of Desalination Plant in Tseung Kwan O

LEGEND:

- BOUNDARY OF SEMI LANDFILL EXTENSION
- BOUNDARY OF WORKS AREA FOR TKO DESALINATION PLANT
- - - SITE PHASING
- ALLOCATED LAND BOUNDARIES

NOTE: TEMPORARY WORKS AREA 1 WILL BE HANDED OVER AT +6 MPD WITH A TOLERANCE OF ±500mm.



Revision	Date	Description	Initial
B	10/03	UPDATE NOTES	YLC
A	07/18	UPDATE COORDINATES	YLC
	Designed	Checked	Drawn
Initial	YLC	CKH	SZ
Date	02/18	02/18	02/18

Approved
Christina Go

Agreement No. CE 8/2015 (WS)

Contract No. 13/WSD/17

Contract Title
DESIGN, BUILD AND OPERATE FIRST STAGE OF TSEUNG KWAN O DESALINATION PLANT

Drawing Title
SITE HANDOVER WORKS AREAS

Drawing No. 190495/K/TEND/10/0003
Revision B

Scale A1 1 : 1500
A3 1 : 3000



BLACK & VEATCH HONG KONG LIMITED
博威工程顧問有限公司

POINT	EASTING	NORTHING
A	846581.93	814505.03
B	846610.11	813979.23
C	846614.73	813975.12
D	846629.09	813997.84
E	846644.75	813986.74
F	846646.80	813985.28
G	846677.24	814034.67
H	846686.56	814028.89
I	846766.21	814158.11
J	846459.65	814448.83
K	846578.45	814048.11
L	846613.89	814105.63
M	846614.60	814117.96
N	846676.84	814207.77
O	846756.68	814164.57

PRELIMINARY - NOT FOR CONSTRUCTION

BUILDINGS IN FIRST STAGE

CODE	NAME OF BUILDING	TOTAL G.F.A. (m ²)	SITE COVERAGE (m ²)
B	COMBINE SHAFT	759,876	759,876
C	ACTIDAFF	1027,547	545,346
G	REVERSE OSMOSIS BUILDING AND ELECTRICAL BUILDING	451,455	536,935
H	CO2 TANKS AREA	-	-
J	PRODUCT WATER STORAGE TANK, PUMP STATION AND ELECTRICAL BUILDING	1974,610	2933,980
K	SLUDGE TREATMENT BUILDING, TANK AND PUMP ROOM	2531,044	1228,361
M	ADMINISTRATION BUILDING & ELECTRICAL BUILDING C	2450,713	1114,062
N	MAIN ELECTRICAL AND CENTRAL CHILLER PLANT BUILDING	-	499,893
R1	ELECTROCHLORINATION BUILDING & ELECTRICAL BUILDING A	657,992	825,776
S	132 KV SUBSTATION	-	943,560
T	IRRIGATION WATER TANK AND PUMP ROOM	-	156,148
R2	CHEMICAL BUILDING	813,056	813,056
V	VISITOR GALLERY	1330,410	1330,410
X1	GUARD HOUSE AND FS CONTROL ROOM	39,585	39,585
X2	GUARD HOUSE	22,035	22,035
Y	R + D OUTDOOR	-	-
Z	WASTE WATER TREATMENT PLANT	48,000	48,000
TOTAL =		25175,323	21496,023

LEGEND / ABBREVIATION

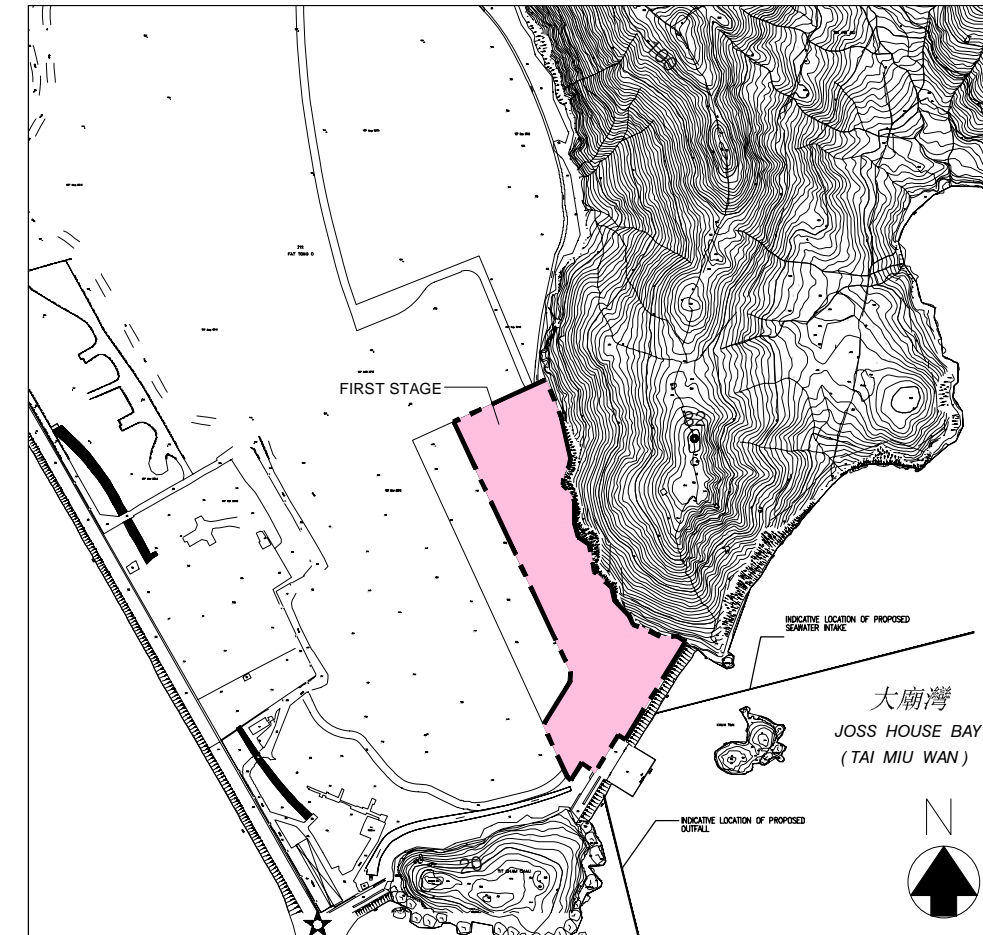
- H.L. WINDOW HIGH LEVEL WINDOW
- M.L. METAL LOUVRES
- C.L. CAT LADDER
- A.U.T. ACCESSIBLE UNISEX TOILET
- ⊕ PROPOSED FINISH FLOOR LEVEL IN METER ABOVE P.D.
- ⊖ STRUCTURAL FLOOR LEVEL IN METER ABOVE P.D.
- M.V.I.A.L. MECHANICAL VENTILATION & ARTIFICIAL LIGHTING
- F.E. 4.5kg CO₂ FIRE EXTINGUISHER
- H.R. HOSE REEL
- ⊙ FIREMANS LIFT
- ⊙ LIFT FOR THE BARRIER FREE ACCESS
- P.D. PIPE DUCT

PLOT RATIO & SITE COVERAGE CALCULATION:

SITE AREA OF THE FIRST STAGE	=	56108 m ²
TOTAL G.F.A.	=	25175.323 m ²
TOTAL SITE COVERAGE	=	21496.023 m ²
PLOT RATIO	=	25092.141 / 56108
	=	0.447 < PERMITTED
SITE COVERAGE	=	21414.841 / 56108 x 100
	=	38.167%

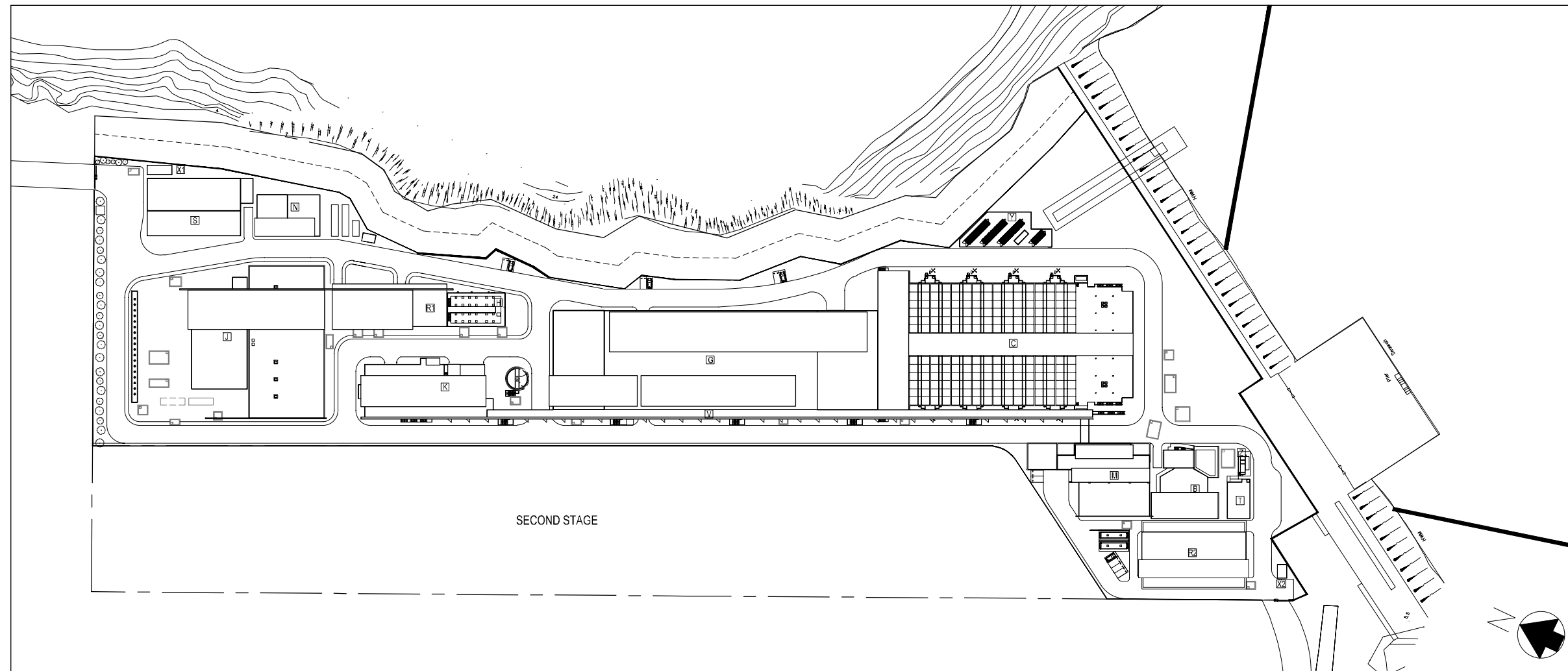
SITE LOCATION PLAN

1 : 5000



FIRST STAGE OF TSEUNG KWAN O DESALINATION PLANT

1 : 1000



0	TENDER SUBMISSION	CAD	JAN 19
Rev	Description	By	Date
Employer			
Employer's Consultant			
Tenderer			
Designer			
Project title			
CONTRACT NO. 13/WSD/17			
DESIGN, BUILD AND OPERATE FIRST STAGE OF TSEUNG KWAN O DESALINATION PLANT			
Drawing title			
ARCHITECTURAL – PLOT RATIO AND SITE COVERAGE CALCULATION, LEGEND ABBREVIATION			
Drawing no.		Rev.	
TKO/AJC/W/A000/AR/001		0	
Drawn	Date	Checked	Approved
OKAL	JAN 19	S.C.	T.C.
Scale	N.T.S.	Status	-

Appendix B

Summary of Implementation Status of Environmental Mitigation

EIA Reference	Recommended Environmental Protection Measures/ Mitigation Measures	Objectives of the recommended measures & main concerns to address	Implementation Agent	Implementation Stage			Implementation status	Relevant Legislation & Guidelines
				D	C	O		
Air Quality								
S4.8.1	Ultra-low-sulphur diesel (ULSD) will be used for all construction plant on-site, as defined as diesel fuel containing not more than 0.005% sulphur by weight) as stipulated in Environment, Transport and Works Bureau Technical Circular (ETWB-TC(W)) No 19/2005 on Environmental Management on Construction Sites.	Land site/ During construction/ During Operation	Contractor(s)		✓	✓	Implemented	Environment, Transport and Works Bureau Technical Circular (ETWB- TC(W)) No 19/2005 on Environmental Management on Construction Sites
Water Quality								
S6.9 and S6.12	The sterilization water should be dechlorinated with total residual chlorine (TRC) level below 1 mg/L before discharge to public sewer. In situ testing of TRC should also be conducted for the discharge of chlorinated water for pipeline disinfection to ensure sufficient dechlorination before discharge to public sewer.	Sterilization of water mains prior to commissioning	Contractor(s)		✓	✓	Implemented	Technical Memorandum for Effluents Discharged into Drainage and Sewerage Systems Inland and Coastal Waters
S6.9	The cleaning and flushing water should also be treated and desilted to the relevant discharge requirement stipulated in TM-DSS before discharging.	Sterilization of water mains prior to commissioning	Contractor(s)		✓	✓	Implemented	
S6.9	Site drainage should be well maintained, and good construction practices should be observed to ensure that oil, fuels, solvents, and other chemicals are managed, stored and handled properly and do not enter the nearby water streams.	Land site & drainage/ During construction/ During operation	Contractor(s)		✓	✓	Implemented	-
Waste Management								
S8.5	Provision of sufficient waste disposal points and regular collection for disposal.	All area/ During construction/ During operation	Contractor(s)		✓	✓	Implemented	DEVB TC(W) No. 8/2010, Enhanced Specification for Site Cleanliness and Tidiness.
S8.5	Chemical waste container shall be suitable for the substance they are holding, resistant to corrosion, maintained in a good condition, and securely closed.	All area/ During construction/ During operation	Contractor(s)/ WSD		✓	✓	Implemented	Waste Disposal (Chemical Waste) (General) Regulation; Code of Practice on the Packaging, Handling and Storage of Chemical Wastes
S8.5	Chemical waste container shall have a capacity of less than 450 L unless the specifications have been approved by the EPD.	All area/ During construction/ During operation	Contractor(s)/ WSD		✓	✓	Implemented	
S8.5	A label in English and Chinese shall be displayed on the chemical container in accordance with instructions prescribed in Schedule 2 of the Regulations.	All area/ During construction/ During operation	Contractor(s)/ WSD		✓	✓	Implemented	

EIA Reference	Recommended Environmental Protection Measures/ Mitigation Measures	Objectives of the recommended measures & main concerns to address	Implementation Agent	Implementation Stage			Implementation status	Relevant Legislation & Guidelines
				D	C	O		
S8.5	Storage areas for chemical waste shall be enclosed on at least 3 sides.	All area/ During construction/ During operation	Contractor(s)/ WSD		✓	✓	Implemented	
S8.5	Storage areas for chemical waste shall have an impermeable floor and bunding, of capacity to accommodate 110% of the volume of the largest container or 20% by volume of the chemical waste stored in that area, whichever is the greatest.	All area/ During construction/ During operation	Contractor(s)/ WSD		✓	✓	Implemented	
S8.5	Storage areas for chemical waste shall have adequate ventilation.	All area/ During construction/ During operation	Contractor(s)/ WSD		✓	✓	Implemented	
S8.5	Storage areas for chemical waste shall be covered to prevent rainfall entering (water collected within the bund must be tested and disposed of as chemical waste, if necessary).	All area/ During construction/ During operation	Contractor(s)/ WSD		✓	✓	Implemented	
S8.5	Storage areas for chemical waste shall be arranged so that incompatible materials are appropriately separated.	All area/ During construction/ During operation	Contractor(s)/ WSD		✓	✓	Implemented	
S8.5	General refuse will be stored in enclosed bins or compaction units separately from construction and chemical wastes.	All area/ During construction/ During operation	Contractor(s)/ WSD		✓	✓	Implemented after reminder	
S8.5	Adequate number of waste containers will be provided to avoid over-spillage of waste.	All area/ During construction/ During operation	Contractor(s)/ WSD		✓	✓	Implemented	DEVB TC(W) No. 8/2010 Enhanced Specification for Site Cleanliness and Tidiness.
S8.5	A reputable waste collector will be employed by the Contractor to remove general refuse from the site, separately from construction and chemical wastes, on a daily basis to minimize odour, pest and litter impacts.	All area/ During construction/ During operation	Contractor(s)/ WSD		✓	✓	Implemented	-
S8.5	Recycling bins will be provided at strategic locations within the Site to facilitate recovery of recyclable materials (including aluminum can, wastepaper, glass bottles and plastic bottles) from the Site. Materials recovered will be sold for recycling.	All area/ During construction/ During operation	Contractor(s)/ WSD		✓	✓	Implemented	-
Landscape & Visual								
S11.10 & 11.11	The construction area and area allowed for temporary structures, such as the contractor's office, will be minimized to a practical minimum. (MM1)	All area/ Detailed design/ During construction/ During operation	WSD/ Contractor(s)	✓	✓	✓	Implemented	-

EIA Reference	Recommended Environmental Protection Measures/ Mitigation Measures	Objectives of the recommended measures & main concerns to address	Implementation Agent	Implementation Stage			Implementation status	Relevant Legislation & Guidelines
				D	C	O		
S11.10 & 11.11	At the detailed design stage, the design team will seek to minimize the landscape footprint of the Project and above ground facilities, while satisfying all other requirements. (MM2)	All area/ Detailed design/ During construction/ During operation	WSD/ Contractor(s)	✓	✓	✓	Implemented	-
S11.10 & 11.11	Design principles will be adopted to take into account the surrounding area, particularly Clear Water Bay Country Park behind and the nearby waterfront, with due consideration given to: - green roofs where practical (i.e. without equipment on the roof); - roadside planting; - aesthetic treatment of all structures; - vertical greening; - screen planting along application site; and - landscape enhancement with amenity planting where practical including planting along the edge (site boundary) fence with native shrubs where feasible, to reduce their visual impact and blend them into the surrounding landscape. (MM3)	All area/ Detailed design/ During construction/ During operation	WSD/ Contractor(s)	✓	✓	✓	Implemented	-
S11.10 & 11.11	All trees within the Project Site or the potential slope mitigation works area will be carefully protected during construction according to DEVB TCW No. 10/2013 - Tree Preservation (MM4)	All area/ Detailed design/ During construction/ During operation	WSD/ Contractor(s)	✓	✓	✓	Implemented	ETWB TCW No. 3/2006 - Tree Preservation.
S11.10 & 11.11	No tree within the Country Park will be felled. Trees within the Site unavoidably affected by the works will be transplanted where necessary and practical. For trees that need to be felled, compensatory planting will be provided to the satisfaction of relevant Government departments. A compensatory tree planting proposal including locations of tree compensation will be submitted to seek relevant government department's approval, in accordance with DEVB TC(W) No. 10/2013. (MM5)	All area/ Detailed design/ During construction/ During operation	WSD/ Contractor(s)	✓	✓	✓	Implemented	DEVB TC(W) No. 10/2013
S11.10 & 11.11	Any slope mitigation works necessary to address natural terrain hazards, will be minimized to minimize any potential environmental impact to the Country Park e.g. soil nailing and rock stabilization will aim to avoid existing trees e.g. should any restoration of vegetation be necessary, the best planting matrix with native species will be established, with the aim of resembling the existing vegetation. (MM6)	All area/ Detailed design/ During construction/ During operation	WSD/ Contractor(s)	✓	✓	✓	Implemented	
S11.10 & 11.11	Dredging works for the installation of intake structures and outfall diffusers should be minimized to avoid or reduce any potential environmental impacts to as low as reasonably practicable (ALARP). The intake and outfall structures (e.g. intake openings and diffuser heads) will be prefabricated and transferred to site for	All area/ Detailed design/ During construction/ During operation	WSD/ Contractor(s)	✓	✓	✓	Implemented	

EIA Reference	Recommended Environmental Protection Measures/ Mitigation Measures	Objectives of the recommended measures & main concerns to address	Implementation Agent	Implementation Stage			Implementation status	Relevant Legislation & Guidelines
				D	C	O		
	installation. (MM7)							
S11.10 & 11.11	All night-time lighting will be reduced to a practical minimum both in terms of number of level and will be hooded and directional. (MM8) units and lux level and will be hooded and directional. (MM8)	All area/ Detailed design/ During construction/ During operation	WSD/ Contractor(s)	✓	✓	✓	Implemented	-
Landfill Gas Hazard								
S12.7	During all works, safety procedures should be implemented to minimize the risks of fires and explosions, asphyxiation of workers and toxicity effects resulting from contact with contaminated soil and groundwater.	All area/ Detailed design/ During construction/operation	Contractor(s)	✓	✓	✓	Implemented	-
S12.7	During trenching and excavation as well as creation of confined spaces at near to or below ground level, precautions should be clearly laid down and rigidly Gas detection equipment and appropriate breathing apparatus should be available and used when entering confined spaces or trenches deeper than 1 meter.	All area/ Detailed design/ During construction/operation	Contractor(s)	✓	✓	✓	Implemented	
S12.7	The Contractor should make the workers are aware of potential hazards of working in confined spaces (any chamber, manhole or culvert which is large enough to permit access to personnel). Such work in confined spaces is controlled by the Factories and Industrial Undertakings (Confined Spaces) Regulations of the Factories and Industrial Undertakings Ordinance. Following the Safety Guide to Working in Confined Spaces ensures compliance with the above regulations.	All area/ Detailed design/ During construction/operation	Contractor(s)	✓	✓	✓	Implemented	
S12.7	Safety officers, specifically trained with regard to landfill gas and leachate related hazards and the appropriate actions to take in adverse circumstances, should be present on the site throughout the works, in particular, when works are undertaken below grade.	All area/ Detailed design/ During construction/operation	Contractor(s)	✓	✓	✓	Implemented	
S12.7	All personnel who work on site and all visitors to the site should be made aware of the possibility of ignition of gas in the vicinity of the works, the possible presence of contaminated water and the need to avoid physical contact with it.	All area/ Detailed design/ During construction/operation	Contractor(s)	✓	✓	✓	Implemented	
S12.7	Monitoring for landfill gas should be undertaken in all excavations, manholes, chambers (particularly during pipe jacking) and any confined spaces through the use of an intrinsically safe portable instrument, appropriately calibrated and capable of measuring the concentrations of methane. carbon dioxide and oxygen.	All area/ Detailed design/ During construction/operation	Contractor(s)	✓	✓	✓	Implemented	
S12.7	Monitoring frequency and areas to be monitored should be specified prior to commencement of groundwork, either by the Safety Officer, or by an appropriately qualified person. All measurements should be recorded and documented.	All area/ Detailed design/ During construction/operation	Contractor(s)	✓	✓	✓	Implemented	

EIA Reference	Recommended Environmental Protection Measures/ Mitigation Measures	Objectives of the recommended measures & main concerns to address	Implementation Agent	Implementation Stage			Implementation status	Relevant Legislation & Guidelines
				D	C	O		
S12.7	Proceed drilling with adequate care and precautions against the potential hazards which may be encountered.	All area/ Detailed design/ During construction/operation	Contractor(s)	✓	✓	✓	Implemented	
S12.7	Prior to the commencement of the site works, the drilling contractor should devise a 'method-of- working' statement covering all normal and emergency procedures (including but not limited to number of operatives, experience and special skills of operatives, normal method of operations, emergency procedures, supervisors responsibilities, storage and use of safety equipment, safety procedures and signs, barriers and guarding). The site supervisor and all operatives must be familiar with this statement.	All area/ During construction/operation	Contractor(s)	✓	✓	✓	Implemented	
S12.7	Where below ground service entries are necessary to the Incoming Switchgear Room, 132 kV Substation and Chlorine Store (I) and (II), the entry point should be sealed to prevent gas entry. In addition, any below grade cable trenches entering the Incoming Switchgear Room and 132 kV Substation can become the pathway for landfill gas and hence grilled metal covers should be used.	All area/ Detailed design/ During construction/operation	Contractor(s)	✓	✓	✓	Implemented	
S12.7	It is recommended regular landfill gas monitoring should be carried out at the Incoming Switchgear Room, 132 kV Substation and Chlorine Store (I) and (II). The monitoring frequency will be monthly for the first year of operation. If the monitoring results show no sign of landfill gas migration, reduce the monitoring frequency to once every six months.	All area/ Detailed design/ During construction/operation	Contractor(s)	✓	✓	✓	Implemented	
S12.7	The manholes and utility pits within the Project Site and along the fresh water mains. Each manhole/ utility pit should be monitored with two measurements (at mid depth and base). Each measurement should be monitored for a minimum of 10 minutes. A steady reading and peak reading should be recorded at each manhole/ utility pit and for each measurement. The need for venting the manhole/ utility pit and further monitoring will be reviewed after the initial monitoring.	All area/ Detailed design/ During construction/operation	Contractor(s)	✓	✓	✓	Implemented	
S12.7	All construction, operation and maintenance personnel working on-site as well as visitors should be made aware of the hazards of landfill gas and its possible presence on-site. This should be achieved through a combination of posting warning signs in prominent places and also by access to detailed information on landfill gas hazards and the designs and procedural means by which these hazards are being minimized on-site.	All area/ Detailed design/ During construction/operation	Contractor(s)	✓	✓	✓	Implemented	

Note: D – Design stage C – Construction O – Operation

Appendix C

Impact Monitoring Schedule

2nd Year Operation Monitoring Programme

Monitoring	Jul-25	Aug-25	Sep-25	Oct-25	Nov-25	Dec-25	Jan-26	Feb-26	Mar-26	Apr-26	May-26	Jun-26
Effluent Quality ⁽²⁾	✓	✓	✓	✓	✓	✓	✓	✓	✓	✓	✓	✓
Landfill Gas ⁽³⁾	✓	✓						✓				
Coral ⁽⁴⁾	✓	✓			✓			✓			✓	
Fishery ⁽⁵⁾		✓						✓				

Remark:

- (1) A proposal to change the operation phase EM&A programme was submitted to the EPD on 11 August 2025 and approved by the EPD on 15 August 2025.
- (2) In accordance with the discharge license, in-situ effluent quality monitoring will be conducted on a weekly basis and laboratory measurement will be conducted on a monthly basis.
- (3) Landfill gas monitoring will be conducted on a six-month basis.
- (4) Coral monitoring will be conducted on a quarterly basis.
- (5) Fishery monitoring will be conducted two times in wet season and two times in dry season in an annual basis.

Contract No. 13/WSD/17
 Design, Build and Operate First Stage of Tseung Kwan O Desalination Plant
 Landfill Gas Monitoring Schedule (February 2026)

Sun	Mon	Tue	Wed	Thu	Fri	Sat
1	2	3	4	5	6	7
8	9	10	11	12	13	14
				Landfill Gas Monitoring	Landfill Gas Monitoring	
15	16	17	18	19	20	21
22	23	24	25	26	27	28
Remarks: 1. Monitoring Parameters: Oxygen, Methane, Carbon Dioxide and Barometric Pressure 2. According to the approved proposal to change the operation phase EM&A programme for the 2nd to 10th years, landfill gas will be conducted on a every six month basis starting from August 2025.						

Contract No. 13/WSD/17
 Design, Build and Operate First Stage of Tseung Kwan O Desalination Plant
 Ecological Monitoring Schedule

Feb-26						
Sun	Mon	Tue	Wed	Thu	Fri	Sat
1	2	3	4	5	6	7
						Fishery Monitoring
8	9	10	11	12	13	14
			Coral Monitoring			Fishery Monitoring
15	16	17	18	19	20	21
22	23	24	25	26	27	28
1 Mar	2	3	4	5	6	7

1. The schedule may change due to unforeseen circumstances (adverse weather, etc.)
 2. According to the approved proposal to change the operation phase EM&A programme for the 2nd to 10th years, coral monitoring will be conducted on a quarterly basis starting from August 2025.

Appendix D

Event / Action Plan

Table D2 Event and Action Plan for Ecology during Operation Phase

Event	Action				
	ET	IEC	Contractor(s)	ER	
Non-conformity on one occasion	<ol style="list-style-type: none"> 1. Identify source 2. Inform IEC and ER 3. Discuss remedial actions with IEC, the ER and the Contractor 4. Monitor/ audit/ review remedial actions until rectification has been completed 	<ol style="list-style-type: none"> 1. Check monitoring/ auditing results 2. Check the Contractor's working method 3. Discuss with the ET and Contractor on possible remedial measures 4. Advise the ER on effectiveness of proposed remedial measures 5. Check the implementation of remedial measures 	<ol style="list-style-type: none"> 1. Take immediate action to avoid further problem 2. Amend working methods if needed 3. Submit proposals for remedial actions to ET, ER and IEC 4. Rectify damage and implement the agreed remedial actions 	<ol style="list-style-type: none"> 1. Notify Contractor 2. Ensure remedial measures are properly implemented 3. Consider and instruct, if necessary, the Contractor to slow down or to stop all or part of the works in case of serious non-conformity until situation is rectified 	
Repeated Non-conformity	<ol style="list-style-type: none"> 1. Identify source 2. Inform IEC, ER, EPD and AFCD 3. Increase monitoring and audit frequency 4. Discuss remedial actions with the IEC, the ER and the Contractor 5. Monitor/ audit/ review remedial actions until rectification has been completed 6. If non-conformity stops, cease additional monitoring/ auditing 	<ol style="list-style-type: none"> 1. Check monitoring/ auditing results 2. Check the Contractor's working method 3. Discuss with the ET and Contractor on possible remedial measures 4. Supervise the implementation of remedial measures 5. Advise the ER on effectiveness of proposed remedial measures and keep EPD and AFCD informed 	<ol style="list-style-type: none"> 1. Take immediate action to avoid further problem 2. Amend working methods if needed 3. Submit proposals for remedial actions to ET, ER and IEC 4. Rectify damage and implement the agreed remedial actions 	<ol style="list-style-type: none"> 1. Notify Contractor 2. Ensure remedial measures are properly implemented 3. Consider and instruct, if necessary, the Contractor to slow down or to stop all or part of the works in the case of serious non-conformity until situation is rectified 	

Notes : ET = Environmental Team, IEC = Independent Environmental Checker; ER = Engineering Representatives

Table D3 Event and Action Plan for Operation Phase Coral Monitoring

Event	Action			
	ET Leader	IEC	SOR **	Contractor
Action Level Exceedance	<ol style="list-style-type: none"> 1. Check monitoring data 2. Inform the IEC, SOR and Contractor of the findings; 3. Increase the monitoring to at least once a month to confirm findings; 4. Propose mitigation measures for consideration 	<ol style="list-style-type: none"> 1. Discuss monitoring with the ET and the Contractor; 2. Review proposals for additional monitoring and any other measures submitted by the Contractor and advise the SOR accordingly. 	<ol style="list-style-type: none"> 1. Discuss with the IEC additional monitoring requirements and any other measures proposed by the ET; 2. Make agreement on the measures to be implemented. 	<ol style="list-style-type: none"> 1. Inform the SOR and confirm notification of the non-compliance in writing; 2. Discuss with the ET and the IEC and propose measures to the IEC and the SOR; 3. Implement the agreed measures.
Limit Level Exceedance	<ol style="list-style-type: none"> 1. Undertake Steps 1-4 as in the Action Level Exceedance. If further exceedance of Limit Level, propose enhancement measures for consideration. 	<ol style="list-style-type: none"> 1. Discuss monitoring with the ET and the Contractor; 2. Review proposals for additional monitoring and any other measures submitted by the Contractor and advise the SOR accordingly. 	<ol style="list-style-type: none"> 1. Discuss with the IEC additional monitoring requirements and any other measures proposed by the ET; 2. Make agreement on the measures to be implemented. 	<ol style="list-style-type: none"> 1. Inform the SOR and confirm notification of the non-compliance in writing; 2. Discuss with the ET and the IEC and propose measures to the IEC and the SOR; 3. Implement the agreed measures.

Remark: ** The "SOR" is equivalent to the "ER" as defined in the EM&A Manual of the Project

Table D4 Event and Action Plan for Operation Phase LFG Hazard

Parameters	Level	Action
Oxygen (O ₂)	Action Level < 19% O ₂	Ventilate trench/void to restore O ₂ to > 19%
	Limit Level < 19% O ₂	Stop works Evacuate personnel/prohibit entry Increase ventilation to restore O ₂ to > 19%
Methane (CH ₄)	Action Level >10% LEL	Post "No Smoking" signs Prohibit hot works Increase ventilation to restore CH ₄ to <10% LEL
	Limit Level >20% LEL	Stop works Evacuate personnel/prohibit entry Increase ventilation to restore CH ₄ to <10% LEL
Carbon Dioxide (CO ₂)	Action Level >0.5% CO ₂	Ventilate to restore CO ₂ to < 0.5%
	Limit Level >1.5% CO ₂	Stop works Evacuate personnel / prohibit entry Increase ventilation to restore CO ₂ to <0.5%

Appendix E

Landfill Gas Equipment Calibration Certification



MSA Hong Kong Ltd.

25/F Jupiter Tower, 9 Jupiter Street, Hong Kong

The Safety Company Tel 852-22587588 Fax 25478780 Email info.hk@msasafety.com Website www.msasafety.com

Ref: 2025/05/001
Customer Aurecon Hong Kong Ltd.

Date: 22-May-25

CERTIFICATE FOR CALIBRATION CHECK TEST

Model	Serial No.	Calibration Check Gas	Regulator	Full Scale	Response
Altair 5X	221165	1.45% Methane, 15% Oxygen 60ppm Carbon Monoxide 20ppm Hydrogen Sulfide 10% Vol Carbon Dioxide	.25litre/min	100% LEL	29% LEL
				30% Vol	15% O2
				1999 ppm	60 ppm CO
				200 ppm	20 ppm H2S
				10% Vol	3% CO2

Remarks: Regular inspection completed. Calibration passed



MSA Hong Kong Ltd. certify that instrument/s listed above has/have been calibrated check tested on:
22-May-25

This instrument was calibrated in accordance with all requirements of the specifications of MSA.

This instrument must be calibration checked prior to use in accordance with the instruction manual.

This instrument was calibrated using NIST traceable equipment and was in accordance with all requirements of the drawings and specifications of MSA.

For and on behalf of
MSA Hong Kong Ltd.

Authorised Signature

Appendix F

Landfill Gas Monitoring Data

Contract No. 13/WSD/17
Tseung Kwan O Desalination Plant Phase 1



Landfill Gas Monitoring – Field Measurement Recording Sheet

Name of site: Tseung Kwan O Desalination Plant Phase 1

Sampling equipment used:	Dates calibrated
AMair SX 221165	22/8/25

Sample location	Date of measurement	Sampling time	Monitoring wells / Surface Gas Emission							
			Weather condition	Balance gas (%)	Flammable gas (methane %)	Carbon dioxide (%)	Oxygen (%)	Temp °C	Pressure mBar	Remark
MN1-Mid	12/2/2026	07:00	sunny	0	0	0.01	20.5	18	1005	
MN1-Base	12/2/2026	07:30	sunny	0	0	0.01	20.4	18	1005	
MN2-Mid	12/2/2026	08:00	sunny	0	0	0.01	20.2	18	1005	
MN2-Base	12/2/2026	08:30	sunny	0	0	0.01	20.2	18	1005	
MN3-Mid	12/2/2026	09:00	sunny	0	0	0.01	20.4	18	1005	
MN3-Base	12/2/2026	09:45	sunny	0	0	0.01	20.5	18	1005	
MN4-Mid	12/2/2026	10:30	sunny	0	0	0.01	20.3	18	1005	
MN4-Base	12/2/2026	11:05	sunny	0	0	0.01	20.2	18	1005	
MN5-Mid	12/2/2026	11:40	sunny	0	0	0.01	20.7	18	1005	
MN5-Base	12/2/2026	12:15	sunny	0	0	0.01	20.5	18	1005	
MN6-Mid	12/2/2026	12:50	sunny	0	0	0.01	20.6	18	1005	

Prepared by field operator: *Norman Kwok* Signature: *[Signature]* Date: *12/2/2026*
 Checked by: *[Signature]* Signature: *[Signature]* Date: *12/2/26*

Contract No. 13/WSD/17
Tseung Kwan O Desalination Plant Phase 1



Landfill Gas Monitoring – Field Measurement Recording Sheet

Name of site: Tseung Kwan O Desalination Plant Phase 1

Sampling equipment used:	Dates calibrated
Altair SX 221168	22/8/28

Sample location	Date of measurement	Sampling time	Monitoring wells / Surface Gas Emission							
			Weather condition	Balance gas (%)	Flammable gas (methane %)	Carbon dioxide (%)	Oxygen (%)	Temp °C	Pressure mBar	Remark
M46-Base	12/2/2026	13:30	Sunny	0	0	0.01	20.8	18	1008	
M47-Mid	12/2/2026	14:00	Sunny	0	0	0.01	20.4	18	1008	
M47-Base	12/2/2026	14:40	Sunny	0	0	0.01	20.7	18	1008	
M48-Mid	12/2/2026	15:10	Sunny	0	0	0.01	20.8	18	1008	
M49-Base	12/2/2026	15:45	Sunny	0	0	0.01	20.7	18	1008	
M49-Mid	12/2/2026	16:10	Sunny	0	0	0.01	20.9	18	1008	
M49-Base	12/2/2026	16:50	Sunny	0	0	0.01	20.7	18	1008	
M410-Mid	12/2/2026	17:10	Sunny	0	0	0.01	20.5	18	1008	
M410-Base	12/2/2026	17:00	Sunny	0	0	0.01	20.6	18	1008	
M411-Mid	12/2/2026	17:35	Sunny	0	0	0.01	20.7	18	1008	
M411-Base	12/2/2026	18:00	Sunny	0	0	0.01	20.6	18	1008	

Prepared by field operator: *Norman Kurof* Signature: *[Signature]* Date: *12/2/2026*
 Checked by: *[Signature]* Signature: *[Signature]* Date: *12/2/26*

Contract No. 13/WSD/17
Tseung Kwan O Desalination Plant Phase 1



Landfill Gas Monitoring – Field Measurement Recording Sheet

Name of site: Tseung Kwan O Desalination Plant Phase 1

Sampling equipment used:	Dates calibrated
Airair 5x 721165	22/8/25

Sample location	Date of measurement	Sampling time	Monitoring wells / Surface Gas Emission							
			Weather condition	Balance gas (%)	Flammable gas (methane %)	Carbon dioxide (%)	Oxygen (%)	Temp °C	Pressure mBar	Remark
MH12-Mid	13/2/2026	07:00	Sunny	0	0	0.01	20.7	18	1005	
MH12-Base	13/2/2026	07:30	Sunny	0	0	0.01	20.5	18	1005	
MH13-Mid	13/2/2026	08:10	Sunny	0	0	0.01	20.7	18	1005	
MH13-Base	13/2/2026	08:45	Sunny	0	0	0.01	20.8	18	1008	
MH14-Mid	13/2/2026	09:15	Sunny	0	0	0.01	20.9	18	1008	
MH14-Base	13/2/2026	09:45	Sunny	0	0	0.01	20.9	18	1005	
MH15-Mid	13/2/2026	10:30	Sunny	0	0	0.01	20.6	18	1005	
MH15-Base	13/2/2026	11:10	Sunny	0	0	0.01	20.7	18	1005	
MH16-Mid	13/2/2026	11:45	Sunny	0	0	0.01	20.4	18	1005	
MH16-Base	13/2/2026	12:20	Sunny	0	0	0.01	20.5	18	1005	
MH17-Mid	13/2/2026	12:55	Sunny	0	0	0.01	20.7	18	1005	

Prepared by field operator: Norman Koob
 Checked by: [Signature] Norman Koob
 Signature: [Signature]
 Date: 13/2/2026
 Date: 13/2/20

Landfill Gas Monitoring – Field Measurement Recording Sheet

Name of site: Tseung Kwan O Desalination Plant Phase 1

Sampling equipment used:	Dates calibrated
ATI Air SX 221162	22/8/25

Sample location	Date of measurement	Sampling time	Monitoring wells / Surface Gas Emission							
			Weather condition	Balance gas (%)	Flammable gas (methane %)	Carbon dioxide (%)	Oxygen (%)	Temp °C	Pressure mBar	Remark
14 V17-Base	13/2/2026	13:40	Sunny	0	0	0.01	20.6	18	1005	
132 KV Substation	13/2/2026	14:35	Sunny	0	0	0.01	20.5	18	1005	
Treat water Pumping station	13/2/2026	15:45	Sunny	0	0	0.01	20.4	18	1005	
Pond water Tank	13/2/2026	16:15	Sunny	0	0	0.01	20.7	18	1005	
chlorine water Tank	13/2/2026	16:55	Sunny	0	0	0.01	20.4	18	1005	
Switch Room	13/2/2026	19:00	Sunny	0	0	0.01	20.6	18	1005	
Standby generator Switch Room	13/2/2026	19:45	Sunny	0	0	0.01	20.5	18	1005	

Prepared by field operator: Name & Designation Signature Date
Norman Lamb [Signature] 12/2/2026
Checked by: [Signature] [Signature] 13/2/26

Appendix H

Ecology Survey Report

1 INTRODUCTION

1.1 Background

- 1.1.1 The Project, Design, Build and Operate First Stage of Tseung Kwan O Desalination Plant (TKODP), is a Designated Project under the Environmental Impact Assessment Ordinance (Cap. 499) (EIAO) and is currently governed by a Further Environmental Permit (EP No. FEP – 01/503/2015/B) for the construction and operation of the Project.
- 1.1.2 The Jardine Engineering Corporation, Limited, China State Construction Engineering (Hong Kong) Limited and Acciona Agua, S.A. Trading As AJC Joint Venture (AJCJV) is contracted to carry out the Design, Build and Operate First Stage of Tseung Kwan O Desalination Plant (TKODP) under Contract No. 13/WSD/17 (the Project).
- 1.1.3 Aurecon Hong Kong Limited is commissioned by AJCJV to undertake the Environmental Team (ET) services as required and/or implied, both explicitly and implicitly, in the Environmental Permit (EP), Environmental Impact Assessment Report (EIA Report) (Register No. AEIAR-192/2015) and Environmental Monitoring and Audit Manual (EM&A Manual) for the Project; and to carry out the Environmental Monitoring and Audit (EM&A) programme in fulfillment of the EIA Report's EM&A requirements and Contract No. 13/WSD/17 Specification requirements.
- 1.1.4 The proposed Desalination Plant at Tseung Kwan O (TKODP) will produce potable water with an initial capacity of 135 million litres per day (MLD), expandable to an ultimate capacity of 270 MLD in the future to provide a secure and alternative fresh water resource complying with the World Health Organization (WHO) standards. The plant will adopt the Seawater Reverse Osmosis (SWRO) technology, which dominates the market due to its reliability and progressive reduction in cost as the technology advances.
- 1.1.5 A baseline coral survey was conducted in October 2023 to verify the validity of the previous EIA findings as well as to provide updated coral data for impact monitoring during the construction and operation phases. Two indirect impact sites and one control site were identified during the baseline coral survey for impact monitoring.

2 Methodology

- 2.1 All tagged coral colonies in C2, C3 and C8 will be monitored monthly during the first year of Project operation. The monitoring team will record the following parameters (using the same methodology adopted during the pre-construction phase survey): size, presence, survival, health conditions (percentage of mortality) and percentage of sediment of each tagged coral colonies. The general environmental conditions during the survey date will also be monitored.
- 2.2 Photographic records of the tagged coral colonies will be taken as far as possible maintaining the same aspect and orientation as photographs taken for the pre-translocation surveys. All the tags for marking coral colonies will be removed / retrieved once the monitoring programme is completed.
- 2.3 The results of the operation phase monitoring surveys should be reviewed with reference to findings of the baseline survey.
- 2.4 If, during the operation phase monitoring, observations of any die-off / abnormal conditions of the tagged corals are made, the ET will inform the Contractor, Independent Environmental Checker (IEC)/ Environmental Project Office (ENPO), Agriculture, Fisheries and Conservation Department (AFCD) and in liaison with AFCD investigate any measures needed.
- 2.5 Monitoring result will be reviewed and be compared against the Action Level and Limit Level (AL/LL) as set out in Table 2-1. Actions specified on Table 2-2 will be taken by ET, IEC, SOR and Contractor shall there be exceedance of AL/LL

Table 2-1 Action and Limit Levels for Operation Phase Coral Monitoring

Parameter	Action Level Definition	Limit Level Definition
-----------	-------------------------	------------------------

Mortality	If during Impact Monitoring a 15% increase in the percentage of partial mortality on the corals occurs at more than 20% of the tagged indirect impact site coral colonies that is not recorded on the tagged corals at the control site, then the Action Level is exceeded	If during Impact Monitoring a 25% increase in the percentage of partial mortality on the corals occurs at more than 20% of the tagged indirect impact site coral colonies that is not recorded on the tagged corals at the control site, then the Limit Level is exceeded
-----------	--	---

Note: If the defined Action Level or Limit Level for coral monitoring is exceeded, the actions as set out in Table 5-4 will be implemented.

Table 2-2 Event and Action Plan for Operation Phase Monitoring

Event	Action			
	ET Leader	IEC	SOR	Contractor
Action Level Exceedance	<ol style="list-style-type: none"> 1. Check monitoring data 2. Inform the IEC, SOR and Contractor of the findings; 3. Increase the monitoring to at least once a month to confirm findings; 4. Propose mitigation measures for consideration 	<ol style="list-style-type: none"> 1. Discuss monitoring with the ET and the Contractor; 2. Review proposals for additional monitoring and any other measures submitted by the Contractor and advise the SOR accordingly. 	<ol style="list-style-type: none"> 1. Discuss with the IEC additional monitoring requirements and any other measures proposed by the ET; 2. Make agreement on the measures to be implemented. 	<ol style="list-style-type: none"> 1. Inform the SOR and confirm notification of the non-compliance in writing; 2. Discuss with the ET and the IEC and propose measures to the IEC and the SOR; 3. Implement the agreed measures.

Remark: ** The "SOR" is equivalent to the "ER" as defined in the EM&A Manual of the Project

3. Result

3.1 The February 2026 operation phase monitoring were performed on 11th February 2026 for both Indirect Impact Sites and Control Site (Figure 1 and 2); and the weather conditions were summarized in Table 3.1.

Table 3.1 Weather Condition for the February 20-26 Operation Phase Monitoring

Date	Condition	Average Underwater Visibility
11 February 2026	- North force 4 to 5 - Sunny	0.5 – 1 m

3.2 Ten (10) hard coral colonies in C2, C3 and C8 were monitored at each site of Control and Indirect Impact sites as suggested in the Operation Phase Monitoring Plan. The general health conditions (size, mortality, bleaching and sediment) were recorded and summarized in Table 3.2, Table 3.3 and Table 3.4. Photos of each tagged coral colonies were taken during the monitoring activities and shown in Appendix A (Photo Plate A, B and C).

3.3 All other tagged coral colonies showed good health condition during the February 2026 Monitoring survey.

Table 3.2 Sizes, Condition, Mortality, Bleaching and Sediment of 10 Natural Coral Colonies at Control Site C8 during February 2026 Coral Monitoring Survey

Tag #	Species	Size (cm) – Max. Diameter	Condition	Mortality (%)		Bleaching (%)		Sediment (%)	
				Baseline	11-Feb	Baseline	11-Feb	Baseline	11-Feb
1	<i>Favites pentagona</i>	79	Good	0	0	0	0	0	0
2	<i>Porites lutea</i>	63	Good	0	0	0	0	0	0
3	<i>Plesiastrea versipora</i>	41	Good	0	0	0	0	0	0
4	<i>Platygyra carnosus</i>	36	Good	0	0	0	0	0	0
5	<i>Acropora solitaryensis</i>	42	Good	0	0	0	0	0	0
6	<i>Acropora solitaryensis</i>	51	Good	0	0	0	0	0	0
7	<i>Bernardpora stutchburyi</i>	23	Good	0	0	0	0	0	0
8	<i>Favites pentagona</i>	26	Good	0	0	0	0	0	0
9	<i>Platygyra carnosus</i>	32	Good	0	0	0	0	0	0
10	<i>Acropora solitaryensis</i>	37	Good	0	0	0	0	0	0

Table 3.3 Sizes, Condition, Mortality, Bleaching and Sediment of 10 Natural Coral Colonies at Indirect Impact Site C2 during February 2026 Coral Monitoring Survey

Tag #	Species	Size (cm) – Max. Diameter	Condition	Mortality (%)		Bleaching (%)		Sediment (%)	
				Baseline	11-Feb	Baseline	11-Feb	Baseline	11-Feb
1#	<i>Dipsastraea speciosa</i>	23	Good	0	0	0	0	0	0

2	<i>Favites abdita</i>	45	Good	0	0	0	0	0	0
3	<i>Duncanopsammia peltata</i>	51	Good	0	0	0	0	0	0
4	<i>Platygyra carnosus</i>	23	Good	0	0	0	0	0	0
5	<i>Favites pentagona</i>	25	Good	0	0	0	0	0	0
6	<i>Plesiastrea versipora</i>	26	Good	0	0	0	0	0	0
7	<i>Dipsastraea rotumana</i>	30	Good	0	0	0	0	0	0
8	<i>Dipsastraea speciosa</i>	22	Good	0	0	0	0	0	0
9	<i>Porites lutea</i>	43	Good	0	0	0	0	0	0
10	<i>Porites lutea</i>	45	Good	0	0	0	0	0	0

Table 3.4 Sizes, Condition, Mortality, Bleaching and Sediment of 10 Natural Coral Colonies at Indirect Impact Site C3 during February 2026 Coral Monitoring Survey

Tag #	Species	Size (cm) – Max. Diameter	Condition	Mortality (%)		Bleaching (%)		Sediment (%)	
				Baseline	11-Feb	Baseline	11-Feb	Baseline	11-Feb
11	<i>Acropora solitaryensis</i>	42	Fair	0	40	0	0	0	0
12	<i>Platygyra carnosa</i>	35	Good	0	0	0	0	0	0
13	<i>Favites pentagona</i>	36	Good	0	0	0	0	0	0
14	<i>Platygyra carnosa</i>	28	Good	0	0	0	0	0	0
15	<i>Dipsastraea veroni</i>	29	Fair	0	0	0	0	0	0
16	<i>Favites flexuosa</i>	24	Good	0	0	0	0	0	0
17	<i>Favites chinensis</i>	61	Good	0	10	0	0	0	0
18	<i>Plesiastrea versipora</i>	26	Good	0	10	0	0	0	0
19	<i>Duncanopsammia peltata</i>	35	Good	0	0	0	0	0	0
20	<i>Platygyra carnosus</i>	29	Good	0	0	0	0	0	0

4. Discussion and Conclusion

- 4.1 The February 2026 coral monitoring survey were carried out in the indirect impact area (C2 and C3) and control site (C8) on 26th November 2025. A total of 30 tagged coral colonies (10 at control site and 20 and two indirect impact sites) were monitored.
- 4.2 No sediment, bleaching or increased mortality in the general condition of all other tagged coral colonies were observed during the monthly operation phase monitoring period. No deterioration of the coral community was observed in the ecological monitoring results when compared with the baseline ecological monitoring results. There is no AL/LL exceedance during the monitoring period. Photos of each tagged corals colonies were taken and shown in Appendix A (Photo Plates A, B and C).

Figure 1 Two Proposed Indirect Impact Sites (C2 and C3) during Operation Phase

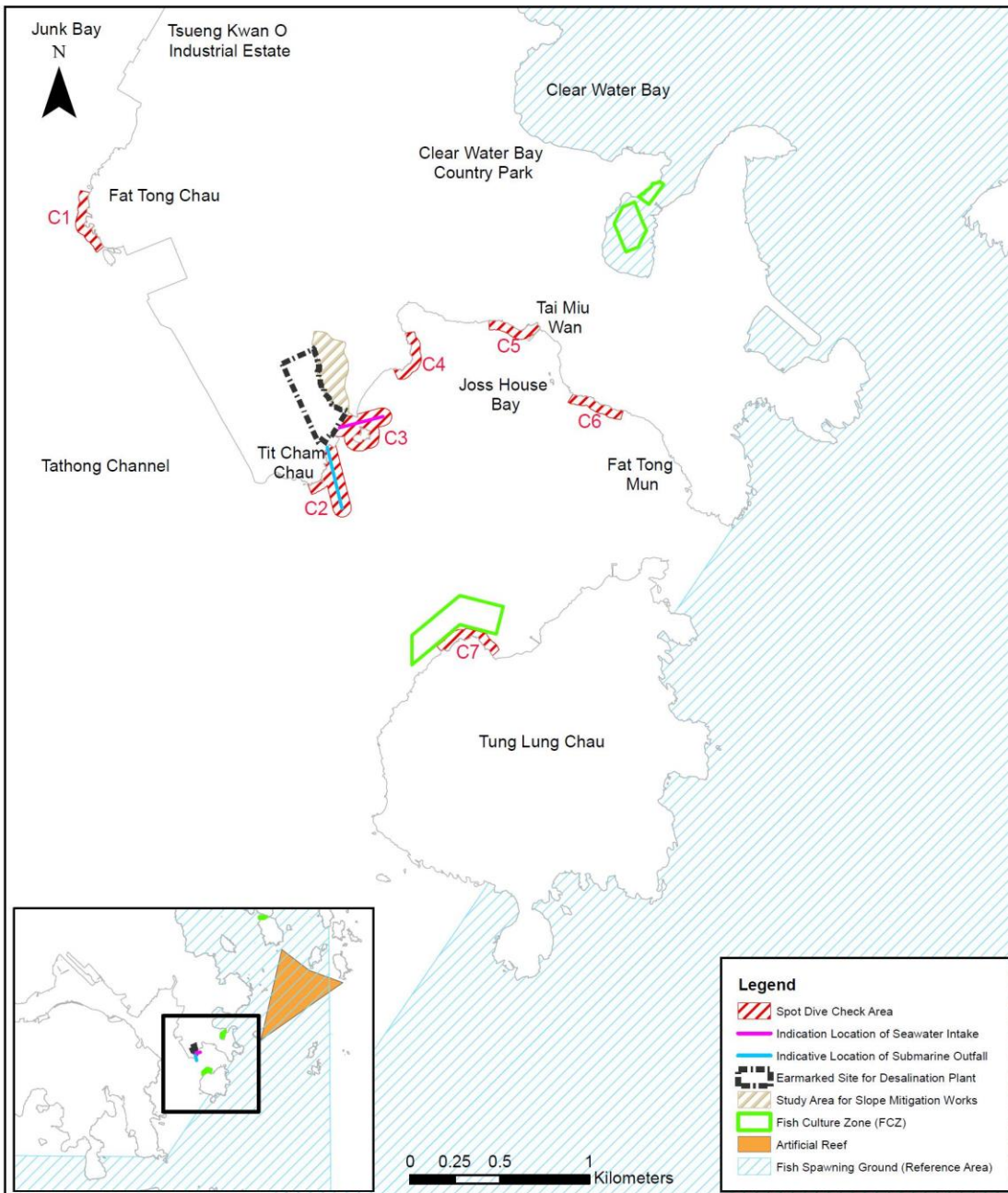






Figure 3.1	Proposed Spot Dive Check Areas	Agreement No. CE 8/2015 (WS)	水務署 Water Supplies Department
		FIRST STAGE OF DESALINATION PLANT AT TSEUNG KWAN O - INVESTIGATION, DESIGN AND CONSTRUCTION	BLACK & VEATCH






Figure 2 Proposed Control Site (C8) during Operation Phase



APPENDIX A
TAGGED CORAL PHOTO

Photo Plate A Tagged Corals at Control Site C8

Tag #	11 February 2026	
#1		
#2		
#3		
#4		

#5			
#6			
#7			
#8			
#9			











#10			
-----	--	--	--

Photo Plate B Tagged Corals at Indirect Impact Site C2






Tag #	11 February 2026		
#1			
#2			
#3			
#4			






#5			
#6			
#7			
#8			
#9			

#10



Photo Plate C Tagged Corals at Indirect Impact Site C3

Tag #	11 February 2026		
#11			
#12			
#13			
#14			
#15			

#16			
#17			
#18			
#19			
#20			

THE END

Appendix G

Waste Flow Table

Name of Department: WSD

Contract No.: 13/WSD/17

Monthly Summary Waste Flow Table for 2026 (year)

Month	Actual Quantities of Inert C&D Materials Generated Monthly						Actual Quantities of C&D Wastes Generated Monthly				
	Total Quantity Generated	Hard Rock and Large Broken Concrete	Reused in the Contract	Reused in other Projects	Disposed as Public Fill	Imported Fill	Metals	Paper/ cardboard packaging	Plastics (see Note 3)	Chemical Waste	Others, e.g. general refuse
	(in '000kg)	(in '000kg)	(in '000kg)	(in '000kg)	(in '000kg)	(in '000kg)	(in '000 kg)	(in '000kg)	(in '000kg)	(in '000kg)	(in '000kg)
Jan	0.000	0.000	0.000	0.000	0.000	0.000	0.000	0.000	0.000	0.000	22.300
Feb	0.000	0.000	0.000	0.000	0.000	0.000	0.000	0.000	0.000	0.000	18.070
Mar											
Apr											
May											
Jun											
Sub-total	0.000	0.000	0.000	0.000	0.000	0.000	0.000	0.000	0.000	0.000	40.370
Jul											
Aug											
Sep											
Oct											
Nov											
Dec											
Total	0.000	0.000	0.000	0.000	0.000	0.000	0.000	0.000	0.000	0.000	40.370

Notes:

- (1) The performance targets are given in Section 1.69 of Specification B
- (2) The waste flow table shall also include C&D materials that are specified in the Contract to be imported for use at the Site.
- (3) Plastics refer to plastic bottles/containers, plastic sheets/ foam from packaging material

Appendix I

Site Inspection Proforma

Contract no. 13/WSD/17 Design, Build and Operate First Stage of Tseung Kwan O Desalination Plant

WEEKLY ENVIRONMENTAL INSPECTION CHECKLIST

Inspection Date: 03/02/2026 Inspected by: ET: Jacky Leung SO: Michelle Cheung WSD: _____
 Contractor: Tommy Law IEC: _____
 Inspection Time: 09:30

Weather							
Condition	<input type="checkbox"/> Sunny	<input checked="" type="checkbox"/> Fine	<input type="checkbox"/> Overcast	<input type="checkbox"/> Drizzle	<input type="checkbox"/> Rain	<input type="checkbox"/> Storm	<input type="checkbox"/> Hazy
Temperature	<input type="text" value="17.8"/> °C		Humidity	<input type="checkbox"/> High	<input checked="" type="checkbox"/> Moderate	<input type="checkbox"/> Low	
Wind	<input type="checkbox"/> Calm	<input checked="" type="checkbox"/> Light	<input type="checkbox"/> Breeze	<input type="checkbox"/> Strong			

Item No.	EIA ref.		N/A	Yes	No	Photo/Remarks
0.00	General					
0.01		Is the current Environmental Permit displayed conspicuously at all vehicle site entrances/exits for public's information at any time?	<input type="checkbox"/>	<input checked="" type="checkbox"/>	<input type="checkbox"/>	_____
0.02		Is ET Leader's log-book kept readily available for inspections?	<input type="checkbox"/>	<input checked="" type="checkbox"/>	<input type="checkbox"/>	_____
1.00	Air Quality					
1.01	S4.8.2	Is the the treatment and storage of the chemical sludge enclosed inside building structure?	<input type="checkbox"/>	<input checked="" type="checkbox"/>	<input type="checkbox"/>	_____
1.02	S4.8.2	Is the sludge treatment equipped Forced ventilation system with sufficient air change rate?	<input checked="" type="checkbox"/>	<input type="checkbox"/>	<input type="checkbox"/>	_____
1.03	S4.8.2	Is the exhaust discharge directed away from ASRs as far as practicable?	<input type="checkbox"/>	<input checked="" type="checkbox"/>	<input type="checkbox"/>	_____
1.04	S4.8.2	Is the chemical sludge produced at the desalination plant removed off-site regularly to avoid accumulation of potentially odourous materials on site?	<input type="checkbox"/>	<input checked="" type="checkbox"/>	<input type="checkbox"/>	_____
1.05	S4.8.2	Is dewatered sludge to landfill handled and transported properly to minimise odour nuisance to nearby ASRs?	<input type="checkbox"/>	<input checked="" type="checkbox"/>	<input type="checkbox"/>	_____
1.06	S4.8.2	Are the trucks fully enclosed during transporting the dewatered sludge to the landfill to minimise any off-site odour impact during the transportation process?	<input type="checkbox"/>	<input checked="" type="checkbox"/>	<input type="checkbox"/>	_____
2.00	Waste Management					
2.02	S8.5.2	Is a recording system implemented to record the amount of wastes generated, recycled and disposed of?	<input type="checkbox"/>	<input checked="" type="checkbox"/>	<input type="checkbox"/>	_____
2.03	S8.5.2	Is a trip-ticket system implemented to monitor the disposal of solid wastes at public filling facilities and landfills?	<input checked="" type="checkbox"/>	<input type="checkbox"/>	<input type="checkbox"/>	_____
2.04	S8.5.2	Is the Contractor registered as a chemical waste producer?	<input type="checkbox"/>	<input checked="" type="checkbox"/>	<input type="checkbox"/>	_____
2.05	S8.5.2	Is chemical waste separated from other waste and collected by a licensed chemical waste collector?	<input type="checkbox"/>	<input checked="" type="checkbox"/>	<input type="checkbox"/>	_____
2.06	S8.5.2	Are trip tickets for chemical waste disposal available for inspection?	<input checked="" type="checkbox"/>	<input type="checkbox"/>	<input type="checkbox"/>	_____
2.07	S8.5.2	Is drip tray provided for chemical storage?	<input type="checkbox"/>	<input checked="" type="checkbox"/>	<input type="checkbox"/>	_____
2.08	S8.5.2	Are all containers for chemical waste properly labelled?	<input type="checkbox"/>	<input checked="" type="checkbox"/>	<input type="checkbox"/>	_____
2.09	S8.5.2	Is chemical waste storage area used solely for storage of chemical waste and properly labelled?	<input type="checkbox"/>	<input checked="" type="checkbox"/>	<input type="checkbox"/>	_____

Contract no. 13/WSD/17 Design, Build and Operate First Stage of Tseung Kwan O Desalination Plant

Item No.	EIA ref.		N/A	Yes	No	Photo/Remarks
2.10	S8.5.2	Are incompatible chemical wastes stored in different areas?	<input type="checkbox"/>	<input checked="" type="checkbox"/>	<input type="checkbox"/>	_____
2.11	S8.5.2	Is the chemical waste storage area enclosed on at least 3 sides and adequately ventilated?	<input type="checkbox"/>	<input checked="" type="checkbox"/>	<input type="checkbox"/>	_____
2.12	S8.5.2	Is an impermeable floor and bunding, of capacity to accommodate 110% of the volume of the largest container or of 20% by volume of the chemical waste stored in that area, whichever is the greatest, provide?	<input type="checkbox"/>	<input checked="" type="checkbox"/>	<input type="checkbox"/>	_____
2.13	S8.5.2	Are a routine cleaning and maintenance programme implemented for drainage systems, sump pits, and oil interceptors?	<input type="checkbox"/>	<input checked="" type="checkbox"/>	<input type="checkbox"/>	_____
2.14	S8.5.2	Are sufficient general refuse disposal/collection points provided on site?	<input type="checkbox"/>	<input checked="" type="checkbox"/>	<input type="checkbox"/>	_____
2.15	S8.5.2	Is general refuse disposed of properly and regularly?	<input type="checkbox"/>	<input checked="" type="checkbox"/>	<input type="checkbox"/>	_____
2.16	S8.5.2	Are appropriate measures adopted to minimize windblown litter and dust during transportation of waste?	<input type="checkbox"/>	<input checked="" type="checkbox"/>	<input type="checkbox"/>	_____
2.17	S8.5.2	Are individual collectors for aluminum cans, plastic bottles and packaging material and office paper provided to encourage waste segregation?	<input type="checkbox"/>	<input checked="" type="checkbox"/>	<input type="checkbox"/>	_____
2.18	S8.5.2	Is the dewatered sludge met the minimum dry solid content (30%) in the to be disposed of at landfills?	<input type="checkbox"/>	<input checked="" type="checkbox"/>	<input type="checkbox"/>	_____
2.19	S8.5.2	Is a dumping license obtained to deliver public fill to public filling areas?	<input checked="" type="checkbox"/>	<input type="checkbox"/>	<input type="checkbox"/>	_____
3.00		Landscape and Visual				
3.01	S11.10 & 11.11	Are Is site hoarding provided?	<input type="checkbox"/>	<input checked="" type="checkbox"/>	<input type="checkbox"/>	_____
3.02	S11.10 & 11.11	Are vegetation disturbance minimized or soil protected to reduce potential soil erosion?	<input type="checkbox"/>	<input checked="" type="checkbox"/>	<input type="checkbox"/>	_____
3.03	S11.10 & 11.11	Is construction light oriented away from the sensitive receivers?	<input type="checkbox"/>	<input checked="" type="checkbox"/>	<input type="checkbox"/>	_____
3.04	S11.10 & 11.11	Is grass hydroseeding provided to slopes as soon as the completion of works?	<input type="checkbox"/>	<input checked="" type="checkbox"/>	<input type="checkbox"/>	_____
3.05	S11.10 & 11.11	Are damages to trees outside site boundary due construction works avoided?	<input type="checkbox"/>	<input checked="" type="checkbox"/>	<input type="checkbox"/>	_____
3.06	S11.10 & 11.11	Are excavation works carried out manually instead of machinery operation within 2.5m vicinity of any preserved trees?	<input checked="" type="checkbox"/>	<input type="checkbox"/>	<input type="checkbox"/>	_____
3.07	S11.10 & 11.11	Are the retained and transplanted tree(s) properly protected and in good conditions?	<input type="checkbox"/>	<input checked="" type="checkbox"/>	<input type="checkbox"/>	_____
3.08	S11.10 & 11.11	Are surgery works carried out for damaged trees?	<input checked="" type="checkbox"/>	<input type="checkbox"/>	<input type="checkbox"/>	_____
4.00		Landfill Gas Hazard				
4.01	S12.7	Are the safety procedures implemented to minimise the risks of fires and explosions, asphyxiation of works and toxicity effects during all works?	<input type="checkbox"/>	<input checked="" type="checkbox"/>	<input type="checkbox"/>	_____
4.02	S12.7	Are the gas detection equipment and precautions being used during trenching and excavation as well as creation of confined spaces?	<input type="checkbox"/>	<input checked="" type="checkbox"/>	<input type="checkbox"/>	_____
4.03	S12.7	Are the training with regard to the awareness of potential hazards of working in confined spaces provided from the Contractor to the workers?	<input type="checkbox"/>	<input checked="" type="checkbox"/>	<input type="checkbox"/>	_____

Contract no. 13/WSD/17 Design, Build and Operate First Stage of Tseung Kwan O Desalination Plant

Item No.	EIA ref.		N/A	Yes	No	Photo/Remarks
4.04	S12.7	Are the safety officers trained with regard to landfill gas and leachate related hazards and presented on the site throughout the works undertaken below grade?	<input type="checkbox"/>	<input checked="" type="checkbox"/>	<input type="checkbox"/>	_____
4.05	S12.7	Are the all personnel working on site and all visitor made aware of the possibility of ignition of gas, the possible presence of contaminated water and the need to avoid physical contact?	<input type="checkbox"/>	<input checked="" type="checkbox"/>	<input type="checkbox"/>	_____
4.06	S12.7	Is the monitoring of landfill gas being undertaken in all excavations, manholes, chambers and any confined spaces?	<input type="checkbox"/>	<input checked="" type="checkbox"/>	<input type="checkbox"/>	_____
4.07	S12.7	Are the monitoring frequency and areas being specified by the safety officers or appropriately qualified person? Are the all measurements being recorded and documented?	<input type="checkbox"/>	<input checked="" type="checkbox"/>	<input type="checkbox"/>	_____
4.08	S12.7	Is the drilling proceeded with adequate care and precautions against the potential hazards?	<input type="checkbox"/>	<input checked="" type="checkbox"/>	<input type="checkbox"/>	_____
4.09	S12.7	Is the method statement covering all normal and emergency procedures provided by the drilling contractor prior to the commencement of the site works?	<input checked="" type="checkbox"/>	<input type="checkbox"/>	<input type="checkbox"/>	_____
4.10	S12.7	Are the below ground services entries being sealed to prevent gas entry? Are the grilled metal covers being used for below grade cable trenches?	<input type="checkbox"/>	<input checked="" type="checkbox"/>	<input type="checkbox"/>	_____
4.11	S12.7	Is each manhole or utility pit monitored with two measurements (at mid-depth and base) for minimum of 10 minutes? Is the steady reading and peak reading recorded at each manhole or utility pit?	<input type="checkbox"/>	<input checked="" type="checkbox"/>	<input type="checkbox"/>	_____
4.12	S12.7	Are the warning signs of the hazards of landfill gas and its possible presence on site posted in prominent places?	<input type="checkbox"/>	<input checked="" type="checkbox"/>	<input type="checkbox"/>	_____
5.00		Overall				
5.01		Is the EM&A properly implemented in general?	<input type="checkbox"/>	<input checked="" type="checkbox"/>	<input type="checkbox"/>	_____

Contract no. 13/WSD/17 Design, Build and Operate First Stage of Tseung Kwan O Desalination Plant

Remark / Follow up of Observation(s) and Non-compliance(s) of Last Weekly Site Inspection:

Reminder
A quick reminder about the ongoing landscape maintenance at TKOPP. Please ensure the team continues with the scheduled tasks such as mowing, edging, weeding, and irrigation checks.

Signatures:

ET Representative




(Name: *Stuart Clark*)

Contractor's Representative



(Name: *Tony*)

Supervising Officer's Representative



(Name: *Michelle Cheung*)

IEC's Representative

(Name:)

WSD's Representative

(Name:)

Contract no. 13/WSD/17 Design, Build and Operate First Stage of Tseung Kwan O Desalination Plant

WEEKLY ENVIRONMENTAL INSPECTION CHECKLIST

Inspection Date: 16/02/2026 Inspected by: ET: Jack Chow SO: _____ WSD: _____
 Contractor: Tommy Law IEC: _____
 Inspection Time: 14:30

Weather							
Condition	<input type="checkbox"/> Sunny	<input checked="" type="checkbox"/> Fine	<input type="checkbox"/> Overcast	<input type="checkbox"/> Drizzle	<input type="checkbox"/> Rain	<input type="checkbox"/> Storm	<input type="checkbox"/> Hazy
Temperature	<input type="text" value="24.0"/> °C		Humidity	<input type="checkbox"/> High	<input checked="" type="checkbox"/> Moderate	<input type="checkbox"/> Low	
Wind	<input type="checkbox"/> Calm	<input checked="" type="checkbox"/> Light	<input type="checkbox"/> Breeze	<input type="checkbox"/> Strong			

Item No.	EIA ref.		N/A	Yes	No	Photo/Remarks
0.00	General					
0.01		Is the current Environmental Permit displayed conspicuously at all vehicle site entrances/exits for public's information at any time?	<input type="checkbox"/>	<input checked="" type="checkbox"/>	<input type="checkbox"/>	_____
0.02		Is ET Leader's log-book kept readily available for inspections?	<input type="checkbox"/>	<input checked="" type="checkbox"/>	<input type="checkbox"/>	_____
1.00	Air Quality					
1.01	S4.8.2	Is the the treatment and storage of the chemical sludge enclosed inside building structure?	<input type="checkbox"/>	<input checked="" type="checkbox"/>	<input type="checkbox"/>	_____
1.02	S4.8.2	Is the sludge treatment equipped Forced ventilation system with sufficient air change rate?	<input checked="" type="checkbox"/>	<input type="checkbox"/>	<input type="checkbox"/>	_____
1.03	S4.8.2	Is the exhaust discharge directed away from ASRs as far as practicable?	<input type="checkbox"/>	<input checked="" type="checkbox"/>	<input type="checkbox"/>	_____
1.04	S4.8.2	Is the chemical sludge produced at the desalination plant removed off-site regularly to avoid accumulation of potentially odourous materials on site?	<input type="checkbox"/>	<input checked="" type="checkbox"/>	<input type="checkbox"/>	_____
1.05	S4.8.2	Is dewatered sludge to landfill handled and transported properly to minimise odour nuisance to nearby ASRs?	<input type="checkbox"/>	<input checked="" type="checkbox"/>	<input type="checkbox"/>	_____
1.06	S4.8.2	Are the trucks fully enclosed during transporting the dewatered sludge to the landfill to minimise any off-site odour impact during the transportation process?	<input type="checkbox"/>	<input checked="" type="checkbox"/>	<input type="checkbox"/>	_____
2.00	Waste Management					
2.02	S8.5.2	Is a recording system implemented to record the amount of wastes generated, recycled and disposed of?	<input type="checkbox"/>	<input checked="" type="checkbox"/>	<input type="checkbox"/>	_____
2.03	S8.5.2	Is a trip-ticket system implemented to monitor the disposal of solid wastes at public filling facilities and landfills?	<input checked="" type="checkbox"/>	<input type="checkbox"/>	<input type="checkbox"/>	_____
2.04	S8.5.2	Is the Contractor registered as a chemical waste producer?	<input type="checkbox"/>	<input checked="" type="checkbox"/>	<input type="checkbox"/>	_____
2.05	S8.5.2	Is chemical waste separated from other waste and collected by a licensed chemical waste collector?	<input type="checkbox"/>	<input checked="" type="checkbox"/>	<input type="checkbox"/>	_____
2.06	S8.5.2	Are trip tickets for chemical waste disposal available for inspection?	<input checked="" type="checkbox"/>	<input type="checkbox"/>	<input type="checkbox"/>	_____
2.07	S8.5.2	Is drip tray provided for chemical storage?	<input type="checkbox"/>	<input checked="" type="checkbox"/>	<input type="checkbox"/>	_____
2.08	S8.5.2	Are all containers for chemical waste properly labelled?	<input type="checkbox"/>	<input checked="" type="checkbox"/>	<input type="checkbox"/>	_____
2.09	S8.5.2	Is chemical waste storage area used solely for storage of chemical waste and properly labelled?	<input type="checkbox"/>	<input checked="" type="checkbox"/>	<input type="checkbox"/>	_____

Contract no. 13/WSD/17 Design, Build and Operate First Stage of Tseung Kwan O Desalination Plant

Item No.	EIA ref.		N/A	Yes	No	Photo/Remarks
2.10	S8.5.2	Are incompatible chemical wastes stored in different areas?	<input type="checkbox"/>	<input checked="" type="checkbox"/>	<input type="checkbox"/>	_____
2.11	S8.5.2	Is the chemical waste storage area enclosed on at least 3 sides and adequately ventilated?	<input type="checkbox"/>	<input checked="" type="checkbox"/>	<input type="checkbox"/>	_____
2.12	S8.5.2	Is an impermeable floor and bunding, of capacity to accommodate 110% of the volume of the largest container or of 20% by volume of the chemical waste stored in that area, whichever is the greatest, provide?	<input type="checkbox"/>	<input checked="" type="checkbox"/>	<input type="checkbox"/>	_____
2.13	S8.5.2	Are a routine cleaning and maintenance programme implemented for drainage systems, sump pits, and oil interceptors?	<input type="checkbox"/>	<input checked="" type="checkbox"/>	<input type="checkbox"/>	_____
2.14	S8.5.2	Are sufficient general refuse disposal/collection points provided on site?	<input type="checkbox"/>	<input checked="" type="checkbox"/>	<input type="checkbox"/>	_____
2.15	S8.5.2	Is general refuse disposed of properly and regularly?	<input type="checkbox"/>	<input checked="" type="checkbox"/>	<input type="checkbox"/>	_____
2.16	S8.5.2	Are appropriate measures adopted to minimize windblown litter and dust during transportation of waste?	<input type="checkbox"/>	<input checked="" type="checkbox"/>	<input type="checkbox"/>	_____
2.17	S8.5.2	Are individual collectors for aluminum cans, plastic bottles and packaging material and office paper provided to encourage waste segregation?	<input type="checkbox"/>	<input checked="" type="checkbox"/>	<input type="checkbox"/>	_____
2.18	S8.5.2	Is the dewatered sludge met the minimum dry solid content (30%) in the to be disposed of at landfills?	<input type="checkbox"/>	<input checked="" type="checkbox"/>	<input type="checkbox"/>	_____
2.19	S8.5.2	Is a dumping license obtained to deliver public fill to public filling areas?	<input checked="" type="checkbox"/>	<input type="checkbox"/>	<input type="checkbox"/>	_____
3.00		Landscape and Visual				
3.01	S11.10 & 11.11	Are Is site hoarding provided?	<input type="checkbox"/>	<input checked="" type="checkbox"/>	<input type="checkbox"/>	_____
3.02	S11.10 & 11.11	Are vegetation disturbance minimized or soil protected to reduce potential soil erosion?	<input type="checkbox"/>	<input checked="" type="checkbox"/>	<input type="checkbox"/>	_____
3.03	S11.10 & 11.11	Is construction light oriented away from the sensitive receivers?	<input type="checkbox"/>	<input checked="" type="checkbox"/>	<input type="checkbox"/>	_____
3.04	S11.10 & 11.11	Is grass hydroseeding provided to slopes as soon as the completion of works?	<input type="checkbox"/>	<input checked="" type="checkbox"/>	<input type="checkbox"/>	_____
3.05	S11.10 & 11.11	Are damages to trees outside site boundary due construction works avoided?	<input type="checkbox"/>	<input checked="" type="checkbox"/>	<input type="checkbox"/>	_____
3.06	S11.10 & 11.11	Are excavation works carried out manually instead of machinery operation within 2.5m vicinity of any preserved trees?	<input checked="" type="checkbox"/>	<input type="checkbox"/>	<input type="checkbox"/>	_____
3.07	S11.10 & 11.11	Are the retained and transplanted tree(s) properly protected and in good conditions?	<input type="checkbox"/>	<input checked="" type="checkbox"/>	<input type="checkbox"/>	_____
3.08	S11.10 & 11.11	Are surgery works carried out for damaged trees?	<input checked="" type="checkbox"/>	<input type="checkbox"/>	<input type="checkbox"/>	_____
4.00		Landfill Gas Hazard				
4.01	S12.7	Are the safety procedures implemented to minimise the risks of fires and explosions, asphyxiation of works and toxicity effects during all works?	<input type="checkbox"/>	<input checked="" type="checkbox"/>	<input type="checkbox"/>	_____
4.02	S12.7	Are the gas detection equipment and precautions being used during trenching and excavation as well as creation of confined spaces?	<input type="checkbox"/>	<input checked="" type="checkbox"/>	<input type="checkbox"/>	_____
4.03	S12.7	Are the training with regard to the awareness of potential hazards of working in confined spaces provided from the Contractor to the workers?	<input type="checkbox"/>	<input checked="" type="checkbox"/>	<input type="checkbox"/>	_____

Contract no. 13/WSD/17 Design, Build and Operate First Stage of Tseung Kwan O Desalination Plant

Item No.	EIA ref.		N/A	Yes	No	Photo/Remarks
4.04	S12.7	Are the safety officers trained with regard to landfill gas and leachate related hazards and presented on the site throughout the works undertaken below grade?	<input type="checkbox"/>	<input checked="" type="checkbox"/>	<input type="checkbox"/>	_____
4.05	S12.7	Are the all personnel working on site and all visitor made aware of the possibility of ignition of gas, the possible presence of contaminated water and the need to avoid physical contact?	<input type="checkbox"/>	<input checked="" type="checkbox"/>	<input type="checkbox"/>	_____
4.06	S12.7	Is the monitoring of landfill gas being undertaken in all excavations, manholes, chambers and any confined spaces?	<input type="checkbox"/>	<input checked="" type="checkbox"/>	<input type="checkbox"/>	_____
4.07	S12.7	Are the monitoring frequency and areas being specified by the safety officers or appropriately qualified person? Are the all measurements being recorded and documented?	<input type="checkbox"/>	<input checked="" type="checkbox"/>	<input type="checkbox"/>	_____
4.08	S12.7	Is the drilling proceeded with adequate care and precautions against the potential hazards?	<input type="checkbox"/>	<input checked="" type="checkbox"/>	<input type="checkbox"/>	_____
4.09	S12.7	Is the method statement covering all normal and emergency procedures provided by the drilling contractor prior to the commencement of the site works?	<input checked="" type="checkbox"/>	<input type="checkbox"/>	<input type="checkbox"/>	_____
4.10	S12.7	Are the below ground services entries being sealed to prevent gas entry? Are the grilled metal covers being used for below grade cable trenches?	<input type="checkbox"/>	<input checked="" type="checkbox"/>	<input type="checkbox"/>	_____
4.11	S12.7	Is each manhole or utility pit monitored with two measurements (at mid-depth and base) for minimum of 10 minutes? Is the steady reading and peak reading recorded at each manhole or utility pit?	<input type="checkbox"/>	<input checked="" type="checkbox"/>	<input type="checkbox"/>	_____
4.12	S12.7	Are the warning signs of the hazards of landfill gas and its possible presence on site posted in prominent places?	<input type="checkbox"/>	<input checked="" type="checkbox"/>	<input type="checkbox"/>	_____
5.00		Overall				
5.01		Is the EM&A properly implemented in general?	<input type="checkbox"/>	<input checked="" type="checkbox"/>	<input type="checkbox"/>	_____


Contract no. 13/WSD/17 Design, Build and Operate First Stage of Tseung Kwan O Desalination Plant

Remark / Follow up of Observation(s) and Non-compliance(s) of Last Weekly Site Inspection:


No major environmental issue ~~was~~ was observed during the site inspection.

Signatures:

ET
Representative


(Name: Jack Chan)
16-2-2026

Contractor's
Representative


(Name: Tony Ho)
16/2/26

Supervising Officer's
Representative

(Name:)

IEC's
Representative

(Name:)

WSD's
Representative

(Name:)

Appendix J

Complaint Log

Statistical Summary of Environmental Complaints

Reporting Period	Environmental Complaint Statistics		
	Frequency	Cumulative	Complaint Nature
1 – 28 February 2026	0	2	N/A

Statistical Summary of Environmental Summons

Reporting Period	Environmental Summons Statistics		
	Frequency	Cumulative	Details
1 – 28 February 2026	0	0	N/A

Statistical Summary of Environmental Prosecution

Reporting Period	Environmental Prosecution Statistics		
	Frequency	Cumulative	Details
1 – 28 February 2026	0	0	N/A